

# ISBT GUANGZHOU 2017

28<sup>th</sup> Regional  
Congress of the  
ISBT

November 25 - 28, 2017  
Guangzhou, China

Final  
Programme



International Society  
of Blood Transfusion

In conjunction with



Chinese Society of  
Blood Transfusion



Guangzhou  
Blood Center



28<sup>th</sup> Regional Congress  
of the International Society  
of Blood Transfusion,  
Guangzhou, China  
November 25 - 28, 2017

ISBT  
GUANGZHOU  
2017

# Acknowledgements

## Corporate Partners

ISBT is pleased to acknowledge the following Corporate Partners

### GOLD



### BRONZE:



DIAGAST

# Table of Contents

<b>Introduction:</b>	
- Words of Welcome	5
- Future Congresses	7
- Committees	8
- Reviewers	11
- Congress Organisers	13
<b>ISBT</b>	<b>14</b>
<b>General Scientific Information</b>	<b>16</b>
<b>Congress General Information</b>	<b>18</b>
<b>Programme at a Glance</b>	<b>22</b>
<b>Scientific Programme</b>	<b>27</b>
<b>Speaker Index</b>	<b>60</b>
<b>Posters</b>	<b>63</b>
<b>Other Information</b>	<b>67</b>
<b>General Information</b>	<b>68</b>
<b>Social Programme</b>	<b>71</b>
<b>Exhibition</b>	



## Word of Welcome Congress President

The Chinese Society of Blood Transfusion, together with Guangzhou Blood Center, warmly welcomes all of you to participate in the 28th Regional Congress of International Society of Blood Transfusion, to be held in Guangzhou, China, from November 25-28, 2017.

Guangzhou, located in southern China, is a famous culture city and a splendid tourism city with a history of more than 2,200 years. It enjoys the name of “Flower City” as the superb geographic and climatic conditions in the South contribute to the natural beauty here. The congress is scheduled at the best season in a year.

Overlooking the Baiyun Mountain Scenic Area, Baiyun International Convention Center, or the congress venue, is easily accessible from Baiyun International Airport about 30mins taxi or 45mins metro.

The Local Scientific Committee works closely with International Scientific Committee to create a fascinating educational and scientific feast gathering distinguished speakers and experts in Transfusion Medicine or relevant fields to present up-to-date topics. We hope you can benefit from the programme by sharing ideas, expanding your networking and planning for the future. Various social events will be a great opportunity to relax and enjoy the “Lingnan” culture.

Here we express our special thanks to the efforts of a great many people for the congress's success. Look forward to seeing you in November! Hope it will be a memorable stay for you.



Prof. ZHU Yongming  
*Congress President*

## Word of Welcome ISBT President

It is with great pleasure, on behalf of the ISBT Board and management, that I welcome you to the beautiful city of Guangzhou where the 28th Regional Congress of ISBT is taking place from 25 to 28 November 2017. In line with our strategy, ISBT strives to hold International and Regional congresses in many different countries and we are really excited to be in China this year. I would like to express my heartfelt thanks to you for choosing to attend and participate in this congress and trust that you have settled in and looking forward to the next few days of attending scientific sessions, visiting the exhibitors and interacting with colleagues.

Many of us will likely try and find some time for a bit of exploration and sight-seeing and Guangzhou has many offerings in this regard. There are some famous sights such as the Five Ram Statue in Yuexiu Park, Pearl River and White Cloud Mountain that are a must see. There are also a mix of well-established as well as newer restaurants where you can get a taste of local cuisine and customs such as Yam Cha (Drinking Tea), having various kinds of soup or delicious Sampan Porridge. If it is socializing in an informal atmosphere that you and your colleagues are looking for there are many lively bar streets for thirsty guests and I am sure that our Chinese colleagues will be able to give you many more dining and tourism options.

A significant amount of planning has taken place over the past year in order to finalize the scientific programme and it is pleasing to see the number of presentations and posters from our colleagues in China, the Asia Pacific region and other countries. I would like to thank the ISBT Scientific Secretary, Ellen van der Schoot, ISBT vice presidents Erica Wood and So Yong Kwon as well as members of the local organizing committee for putting together the final scientific programme.

The Chinese Society of Blood Transfusion are our hosts and our heartfelt thanks go out to the Congress President Professor ZHU Yongming and the local organizing committee members for their partnership in ensuring a successful congress. The success of a congress like this depends very much on the support of our sponsors and exhibitors and I would like to thank each one of you for your ongoing support. My colleagues and I look forward to meeting and interacting with you over the next few days and I sincerely hope that when it is time to leave Guangzhou you will have thoroughly enjoyed the congress and hospitality of our hosts.



Ravi Reddy  
*ISBT President*



## Future ISBT Congresses

35<sup>th</sup> International congress of the ISBT, Toronto, Canada, June 2 - 6, 2018

29<sup>th</sup> Regional Congress of the ISBT, Basel, Switzerland, June 22 - 26, 2019

30<sup>th</sup> Regional Congress of the ISBT, Bangkok, Thailand, November 16 - 19, 2019

36<sup>th</sup> International Congress of the ISBT, Barcelona, Spain, June 6 - 10, 2020

## Website

Up-to-date information regarding the ISBT congress programme is available on the ISBT website:

[www.isbtweb.org](http://www.isbtweb.org)

## Committees

### **ISBT Executive Committee**

President:	Vengetassen (Ravi) Reddy (2016 - 2018)
President Elect:	Martin Olsson (2016 - 2018)
Vice President:	Erica Wood (2014 - 2018)
Vice President:	So-Yong Kwon (2016 - 2020)
Past President:	Celso Bianco (2016 - 2018)
Secretary General:	Roger Dodd (2014 - 2018)
Treasurer:	Eric Jansen (2016 - 2020)

### **ISBT Board of Directors**

Africa	Justina Kordai Ansah (2016 - 2020)
Northern Americas	Richard Benjamin (2014 - 2018)
Southern Americas	Ina-Noelia Pérez-Huaynalaya (2014 - 2018)
Eastern Mediterranean	Ahmad Gharehbaghian (2014 - 2018)
Europe	Miguel Lozano (2014 - 2018)
	Shubha Allard (2016 - 2020)
South East Asia	Yuyun Soedarmono (2016 - 2020)
Western Pacific	Yoke Lin Fung (2016 - 2020)
	Che-Kit Lin (2014 - 2018)

### **ISBT Executive Director**

Judith Chapman (The Netherlands)

### **ISBT Scientific Secretary**

Ellen van der Schoot (The Netherlands)

## Committees

### Local Organising Committee

Honorary President:	Zhu Qingsheng
Congress President:	Zhu Yongming
Chairperson:	Fu Yongshui
Members:	Liu Jiang
	Sun Shaozhong
	Guo Yongjian
	Dai Suna
	Hu Lihua
	Ye Shihui
	Yang Wenling
	Wang Donggen
	Yang Huichuan
	Liu Jinghan
	Hui Ping

### Local Scientific Committee

Chairperson:	Fu Yongshui
Members:	Jean-Pierre Allain
	Feng Shuli
	Fu Xuemei
	Gong Jiwu
	He Tao
	Hu Wei
	Huang Yuguang
	Ji Yanli
	Cheuk-kwong Lee
	Li Chengyao
	Li Gang
	Liang Xiaohua
	Liu Jiaxin
	Liu Kaiyan
	Luo Qun
	Ma Feng
	Qi Hai
	Qian Baohua
	Qin Jingmin
	Qiu Yan
	Sentot Santoso
	Sun Guang
	Sun Jun
	Wang Zhaofu
	Yin Peng
	Zhan Linsheng
	Zhang Zhixin
	Zhu Weigang
	Zhu Ziyang
	Zou Zhengrong

# Committees

## ISBT Working Party Chairpersons

Justina Kordai Ansah (Ghana)

Peter van den Burg (The Netherlands)

Michael Busch (USA)

Pat Distler (USA)

Lin Fung (Australia)

Mickey Koh (United Kingdom/Singapore)

Lee Cheuk-Kwong (Hong Kong SAR, China)

Kevin Land (USA)

Christine Lomas Francis (USA)

Thierry Peyrard (France)

Ulrich Sachs (Germany)

Christian Seidl (Germany)

Cynthia So-Osman (The Netherlands)

Jill Storry (Sweden)

Nelson Tsuno (Japan)

Hans Vrielink (The Netherlands)

Silvano Wendel (Brazil)

## Reviewers

**We would like to thank all reviewers for their time and efforts in reviewing the abstracts allocated to them:**

Faraizah Abdul Karim (Malaysia)	Greg Denomme (United States of America)
Muhammad Akmal (United Arab Emirates)	Roger Dodd (United States of America)
Shubha Allard (United Kingdom)	Hermann Eichler (Germany)
Arwa Al-Riyami (Oman)	Helen Faddy (Australia)
Paul Ashford (United States of America)	Karim Farheen (United States of America)
Fernanda Azevedo-Silva (Brazil)	Peter Flanagan (New Zealand)
Maha Badawi (Saudi Arabia)	Gilles Folléa (France)
Giorgio Baldanzi (Brazil)	Merhan Fouda (Egypt)
Naveen Bansal (India)	Olivier Garraud (France)
Claire Barrett (South Africa)	Christoph Gassner (Switzerland)
Richard Benjamin (United States of America)	Birgit Gathof (Germany)
Zarin Bharucha (India)	Jørgen Georgsen (Denmark)
Nidhi Bhatnagar (India)	Lavendri Govender (South Africa)
Celso Bianco (United States of America)	Kyou-Sup Han (South Korea)
Halvard Bönig (Germany)	Roslin Hassan (Malaysia)
Anneke Brand (The Netherlands)	Hans Erik Heier (Norway)
Dialina Brilhante (Portugal)	Åsa Hellberg (Sweden)
Thierry Burnouf (Taiwan, China)	Reinhard Henschler (Switzerland)
Mike Busch (United States of America)	Eszter Herczenik (The Netherlands)
Jose Manuel Cardenas (Spain)	Liu Kaiyan (China)
Lilian Castilho (Brazil)	Sinyoung Kim (South Korea)
Emma Castro (Spain)	Leah Kivalali (Australia)
Jean-Pierre Cazenave (France)	Jens Kjeldsen-Kragh (Norway)
Judith Chapman (The Netherlands)	Ralf Knels (Germany)
Rajendra Chaudhary (India)	Mickey Koh (Singapore / United Kingdom)
Qing Chen (China)	Ankie Koopman-van Gemert (The Netherlands)
Li Chengyao (China)	So-Yong Kwon (South Korea)
Alejandro Chiera (Argentina)	Cheuk-Kwong Lee (Hong Kong SAR, China)
Duck Cho (South Korea)	David Leiby (United States of America)
Brian Custer (United States of America)	Chae Seung Lim (South Korea)
Soumya Das (India)	Young Ae Lim (South Korea)
Rodeina Davis (United States of America)	Christine Lomas-Francis (United States of America)
Dirk de Korte (The Netherlands)	Genghis Lopez (Australia)
Francine Décary (Canada)	Mahtab Maghsudlu (Iran)
Veronique Deneys (Belgium)	

## Reviewers

Neelam Marwaha (Denmark)  
Wolfgang Mayr (Austria)  
Carl McDonald (United Kingdom)  
Faten Mofteh (Egypt)  
Charles Munk (Switzerland)  
Mario Muon (United Kingdom)  
Mike Murphy (Belgium)  
Fatima Nascimento (Portugal)  
Ritchie Ni Ken (Australia)  
Núria Nogués (Spain)  
Muhammad Noor-ul-Amin (Pakistan)  
Martin Olsson (Sweden)  
Kyoung Un Park (South Korea)  
Gopal Patidar (India)  
Arturo Pereira (Spain)  
Thierry Peyrard (France)  
Hui Ping (Macao SAR, China)  
Paolo Rebullà (Italy)  
Ravi Reddy (South Africa)  
Maria Rios (United States of America)  
Julieta Rojo Medina (Mexico)  
Sentot Santoso (Germany)  
Rajesh Sawant (India)  
Michael Schmidt (Germany)  
Erhard Seifried (Germany)  
Axel Seltsam (Germany)  
Wooi Seong Kam (Malaysia)  
Martin Smid (The Netherlands)  
Ruwayda Soeker (South Africa)  
Abdul Salam Sofro (Indonesia)  
Danielle Sondag-Thull (Belgium)  
Gabriele Stiegler (Austria)  
Jill Storry (Sweden)  
Susan Stramer (United States of America)  
Diana Teo (Singapore)  
Kjell Titlestad (Denmark)  
Shin-Yi Tsai (Taiwan, China)  
Nelson Tsuno (Japan)

Leo van de Watering (The Netherlands)  
Peter van den Burg (The Netherlands)  
Pieter van der Meer (The Netherlands)  
Ellen van der Schoot (The Netherlands)  
Dianne van der Wal (Australia)  
Marian van Kraaij (The Netherlands)  
Marion Vermeulen (South Africa)  
Hans Vrieliink (The Netherlands)  
Tomislav Vuk (Croatia)  
Silvano Wendel (Brazil)  
Connie Westhoff (United States of America)  
Agneta Wikman (Sweden)  
Erica Wood (Australia)  
Ji Yanli (China)  
Guo Yongjian (China)  
Zhu Yongming (China)  
Hasan Zaheer (Pakistan)

# Congress Organisers

## **ISBT**

For more information about ISBT, please contact:

### **ISBT Central Office**

Marnixstraat 317  
1016 TB Amsterdam  
The Netherlands  
T +31 20 7601 760  
F +31 20 7601 761  
W: [www.isbtweb.org](http://www.isbtweb.org)  
E: [office@isbtweb.org](mailto:office@isbtweb.org)

### **Local DMC**

MCI Shanghai  
E: [service@isbt-china.com](mailto:service@isbt-china.com)

### **Congress Organisation**

c/o MCI Amsterdam  
Schipluidenlaan 4  
1062 HE Amsterdam  
The Netherlands  
T +31 20 570 9600  
E: [Guangzhou@isbtweb.org](mailto:Guangzhou@isbtweb.org)  
Registration E: [ISBTregistration@mci-group.com](mailto:ISBTregistration@mci-group.com)

### **Congress Venue**

Guangzhou Baiyun International Convention Center  
1039-1045 Baiyun S Ave  
Guangzhou, P.R. China

# ISBT

*An international community of professionals sharing knowledge to enhance transfusion practice*

The International Society of Blood Transfusion (ISBT) is a scientific society that was founded in 1935. ISBT has grown into an international society where transfusion medicine professionals from across the globe come together and do the one thing they do best: share knowledge to enhance transfusion medicine practice worldwide. This goal is achieved by providing opportunities to advance knowledge and education e.g. this congress and through advocacy for the welfare of blood donors and transfusion recipients.

Professionals from over 110 countries already share their knowledge by being a member of ISBT. We have created an educational platform; the ISBT Academy ePortal. This eLearning facility contains a wealth of information and includes webcasts of ISBT congress presentations and a library of transfusion guidelines.

In addition we:

- Encourage and support the ISBT Working Parties that focus on the study of specific topics
- Publish the scientific journals Vox Sanguinis and The Science Series and provide other high quality educational print and electronic material.
- Organise international and regional congresses.
- Support and participate in workshops, seminars and congresses all over the world either financially or by use of the ISBT logo.
- Support professionals financially covering congress registration fee or ISBT membership fee.

## **ISBT Membership**

As a member of ISBT you are part of a dynamic international society. Being a member will give you the following benefits:

- Access to the ISBT Academy ePortal (incl. congress webcasts and presentations)
- Subscription for Vox Sanguinis (paper + online)\*
- Receipt of Transfusion Today (paper + online)\*
- Registration discount at ISBT congresses
- Online access to Working Party materials
- Receipt of the monthly eNews
- Access to monthly ISBT Webinars
- Access to the ISBT Forum

\* Online access only for 35 years and under fee

Take the opportunity to connect and participate in our growing transfusion medicine community and register yourself at [www.isbtweb.org](http://www.isbtweb.org). You can also visit us at our booth, which will be located at number 319 in the exhibition area.



# The ISBT Academy ePortal

Your online learning platform for transfusion medicine

The ISBT Academy ePortal is the place where members of ISBT access webcasts, learning quizzes, congress abstracts, the Guideline library, webinars, and the eBook *Introduction to Blood Transfusion Technology*.

**A wide variety of educational content in one place, regularly updated with the latest developments in Transfusion Medicine.**

The ePortal is accessible only to members of the International Society of Blood Transfusion. Beside access to this online resource, members also have access to webinars, Vox Sanguinis, Working Parties, and the Forum. You will also receive a discount on the registration fee for congresses.



# General Information regarding the Scientific Programme

## **Important Notice for Moderators and Speakers**

All moderators and speakers are kindly requested to be in the session room at least 10 minutes before the beginning of the session.

## **Photographing and videoing during sessions is not allowed**

Materials contained in ISBT Congress presentations, including slides and abstracts are protected by copyright. Any photography, filming, or audio-video recording of the presentations is strictly prohibited.

## **Abstracts**

Abstracts are a supplement of Vox Sanguinis. All abstracts are listed in the online Programme Book, available online at the congress website and the ISBT Congress Mobile Application.

## **Chinese Abstracts**

Abstracts submitted in Chinese will be published a Chinese Abstract book provided during the congress. These abstracts will not be available in the ISBT Congress Mobile Application

## **ISBT Science Series**

The Science Series containing the State of the Art Papers accompanying the 28<sup>th</sup> Regional congress, will be available online in the first quarter of 2018.

## **Certificates of Attendance**

Certificates of attendance will be send to the email address provided during your registration shortly after the congress.

## **Speaker Ready Room**

The Speaker Ready Room is located in Dongguan Hall (Room 4201).

Speakers are requested to bring their presentations to the Speaker Ready Room on an USB stick at least 1 hour prior to their presentation time schedule. You may also bring your laptop for copying your presentation to the main computer, which will be used for sending the presentations to the different meeting rooms. Only PowerPoint presentations made in Microsoft 2010 or later versions will be accepted. The use of your own laptop during your presentation is NOT possible.

## **The opening hours of the SRR are:**

Saturday	November 25	08:00 - 17:00 hours
Sunday	November 26	08:00 - 17:00 hours
Monday	November 27	08:00 - 17:00 hours
Tuesday	November 28	08:00 - 17:00 hours

### **Programme changes**

The organisers cannot assume liability for any changes in the programme due to external or unforeseen circumstances.

# Congress General Information

## Registration hours

The registration desk, located on the first floor of the Baiyun International Convention Center, will be open as of Friday November 24:

Friday	November 24	16:00 - 19:00 hours
Saturday	November 25	07:00 - 17:00 hours
Sunday	November 26	08:00 - 18:00 hours
Monday	November 27	08:00 - 17:00 hours
Tuesday	November 28	08:00 - 17:30 hours

## Exhibition hours:

Sunday	November 26	10:00 - 17:00 hours
Monday	November 27	09:00 - 17:00 hours
Tuesday	November 28	09:00 - 15:30 hours

## Services provided at desks in the Registration Area include:

Exhibition Information: Exhibition Desk

Lost and Found: Registration desk

Social Programme desk: Tickets for sale at the Social Programme Desk in the Registration Area

## Badges

All participants will receive a personal badge upon registration. You are kindly requested to wear your name badge at all times, during scientific meetings and social gatherings. Only participants who are wearing their name badge will be admitted to the lecture halls.

## Name badges have been color-coded as follows:

ISBT Member	Red
ISBT Non-Member	Transparent
Exhibitors	Blue
Press	Orange

## Coffee / tea breaks and lunch

During session-breaks coffee / tea and lunch will be served free of charge in the Exhibition area to delegates wearing their name badge and at the meeting rooms where the Satellite Symposia will take place.

### **EBAH Accreditation**

The programme of the 28<sup>th</sup> Regional Congress of the ISBT has been reviewed and approved for CME accreditation by the European Board for Accreditation in Hematology (EBAH).

The EBAH has approved this educational activity for a maximum number of 19 CME credits.

Each physician should only collect credits for time that she/he actually spent in the educational activity.

### **Internet**

ISBT offers access to the WiFi network in the Congress related areas. To access the WiFi, select Baiyun. You will have immediate access to the internet.

### **Language**

The official Congress language will be English. Simultaneous translation is provided for all sessions in Lingnan and Oriental Halls.

### **Staff**

If you have any questions, the members of the congress staff, who can be recognised by their red ISBT shirts, will be very pleased to assist you. Please do not hesitate to contact them.

## ISBT Mobile Application



ISBT offers a mobile application for your smartphone and tablet. Download the ISBT Society app from the Google Playstore or Apple iStore and access the special Guangzhou Congress app via the Society app. This way you will have all of your ISBT Congress apps in one place. The Society App is your mobile gateway to ISBT all year round. Use the app for quick access to the society's resources. Each Congress app provides a convenient and comprehensive way to navigate through ISBT Congresses. The application is also a way to receive and utilise industry information before, during and after the Congress.

The ISBT application features include:

- Interactive Exhibitor List
- Exhibitor Information
- Overview of Congress Programme
- Create your own itinerary
- Real-time Congress alerts via push-messaging
- Social media interaction with live Twitter-feed
- A map of the congress and exhibition halls
- Rating sessions
- Real-time voting during sessions
- All abstracts

This mobile application provides delegates with Congress information and allows delegates to engage with each other before, during and after the Congress.

*Please scan the QR code  
to download the App*



# Granulocyte Immunobiology Working Party (GIWP) Meeting

Monday, November 27

**13:30 - 15:00**  
**Hongmian Hall (Room 4207)**

## **Programme**

- 13:30 - 13:50** Welcome - Dr Lin Fung (Chair of ISBT-GIWP)
- 13:50 - 14:10** HNA investigations in China – Dr Wendy Xia Institute of Blood Transfusion, Guangzhou Blood Center, Guangzhou, China.
- 14:10 - 14:30** Human Neutrophil Antigen Genotype Frequencies in Hong Kong SAR, China  
Dr Jenny CY HO (Queen Mary Hospital, Hong Kong SAR China)
- 14:30 - 14:40** Any other business
- 14:40 - 15:00** Closing comments - Dr Lin Fung

# Programme at a Glance

## Local Day

### Saturday, November 25

- Plenary Sessions
- Scientific Sessions
- Academy Sessions
- General Sessions and Workshops

	Lingnan Convention Hall	Shenzhen Hall	Zhongshan Hall (Room 4202)
08.30 - 09.00	Opening Ceremony		
09.00 - 10.30	Plenary Session Management and Education at the Blood Center		
10.30 - 11.00	<b>Coffee Break</b>		
11.00 - 12.00	Plenary Session Management and Education at the Blood Center		
12.00 - 14.00	<b>Lunch Break &amp; Satellite Symposium</b>		
14.00 - 15.45	Session I Donor Management and Blood Products	Session II Transfusion Reaction and TTD, Immune haematology-Serology	Session III Clinical Transfusion and Cellular Therapies, Immune haematology-Molecular
15.45 - 16.15	<b>Coffee Break</b>		
16.15 - 18.00	Session I Donor Management and Blood Products	Session II Transfusion Reaction and TTD, Immune haematology-Serology	Session III Clinical Transfusion and Cellular Therapies, Immune haematology-Molecular

*The sessions will be conducted in Chinese only*



# Programme at a Glance

## Sunday, November 26

- Plenary Sessions
- Scientific Sessions
- Academy Sessions
- General Sessions and Workshops

	Oriental Hall	Lingnan Convention Hall	Hongmian Hall (Room 4207)
08.30 - 09.15	Opening Ceremony		
09.15 - 10.00	Plenary Session 1 TRALI Update		
10.00 - 10.30	<b>Coffee Break &amp; official opening of the Exhibition Hall</b>		
10.30 - 12.00	Academy Session Young Donors	Parallel Session Towards Safe Blood Transfusion	Workshop How to write a Scientific Paper/ Abstract and get it accepted
12.00 - 13.30	<b>Lunch &amp; Satellite Symposia</b>		
13.30 - 15.00	Academy Session Transfusion Leadership	Parallel Session Best Abstracts	Workshop Donors and Blood Donation in different Cultural Settings
15.00 - 15.30	<b>Coffee Break</b>		
15.30 - 17.00	Parallel Session Immunohematology- Novel Technology	Parallel Session Clinical Transfusion	Workshop Donors and Blood Donation in different Cultural Settings
17.00 - 18.00	<b>Poster Session</b>		

# Programme at a Glance

## Monday, November 27

- Plenary Sessions
- Scientific Sessions
- Academy Sessions
- General Sessions and Workshops

	Oriental Hall	Lingnan Convention Hall	Hongmian Hall (Room 4207)	Room V3 - Hotel BICC
07.00 - 08.00				Young investigator Networking Breakfast <i>(Registration required)</i>
08.30 - 10.00	Plenary Session 2 Therapeutic Possibilities for Thalassaemia			
10.00 - 10.30	<b>Coffee Break</b>			
10.30 - 12.00	Academy Session Transfusion Medicine Education	Parallel Session Immunohaematology – Abstract Sessions	Parallel Session TTID - Hepatitis	
12.00 - 12.30	<b>Lunch &amp; Satellite Symposia</b>			
13.30 - 15.00	Academy Session Quality Management in the Laboratory	Parallel Session Immunogenetics – Abstract Sessions	Parallel Session Advances in Cellular Therapy	
15.00 - 15.30	<b>Coffee Break</b>			
15.30 - 17.00	Academy Session Haemovigilance	Parallel Session Immunohaematology – Red Cell Genetics		
18.30 - 22.00	<b>Congress Dinner (Oriental Resort, tickets €25)</b>			

# Programme at a Glance

## Tuesday, November 28

- Plenary Sessions
- Scientific Sessions
- Academy Sessions
- General Sessions and Workshops

	Oriental Hall	Lingnan Convention Hall	Hongmian Hall (Room 4207)
08.30 - 10.00	Plenary Session 3 Platelets		
10.00 - 10.30	<b>Coffee Break</b>		
10.30 - 12.00	Parallel Session TTID - Screening	Parallel Session Donation and Processing – Abstract Session	Academy Session The Transfusion Team: the role of the Transfusion Practitioner
12.00 - 13.30	<b>Lunch &amp; Satellite Symposia</b>		
13.30 - 15.00	Academy Session The Role of Molecular Testing in the Transfusion Laboratory	Parallel Session Donor Management	
15.00 - 15.30	<b>Coffee Break</b>		
15.30 - 17.00	Plenary Session 4 TTID		
17.00 - 17.15	<b>Closing Ceremony</b>		



Saturday, November 25

**08:30 - 12:00**

## **Plenary Session Management and Education at the Blood Center**

- 08:30 - 09:00**      **Chinese Day - Opening Ceremony**
- 09:00 - 09:30**      TBD  
TBD
- 09:30 - 09:50**      DEVELOP GUIDELINES FOR THE INSPECTION OF BLOOD SAFETY  
TECHNIQUES  
Chengyin Huang    Jiangsu Blood Center
- 09:50 - 10:10**      STRENGTHEN LEGAL CONSTRUCTION TO PROMOTE THE DEVELOP-  
MENT OF VOLUNTARY BLOOD DONATION  
Zhengrong Zou    Shanghai Blood Center
- 10:10 - 10:30**      PROJECT FOR BUILDING DESIGN AND EQUIPMENT ALLOCATION OF  
APHERESIS AND COMPONENT PREPARATION DEPARTMENT  
Wei Hu    Zhejiang Blood Center
- 10:30 - 11:00**      **Coffee Break**
- 11:00 - 11:30**      TRANSFUSION MEDICINE EDUCATION IN FOREIGN COUNTRY  
Chengyao Li    Southern Medical University
- 11:30 - 12:00**      STANDARDIZATION EFFORTS OF BLOOD MANAGEMENT IN CHINA  
Hongjie Wang    Beijing Red Cross Blood Center
- 12:00 - 14:00**      **Lunch Break and Satellite Symposia**

*The sessions will be conducted in Chinese only*

Saturday, November 25

**14:00 - 18:00**

**Session I  
Donor Management and Blood  
Products**

**14:00 - 14:30**

DONOR MANAGEMENT: TAIWAN EXPERIENCE  
Shengtang Wei Taiwan Blood Services Foundation

**14:30 - 15:00**

THE DISTRIBUTION MECHANISM FOR RHD NEGATIVE BLOOD SUPPLY  
IN JIANGSU PROVINCE  
Donghui Guo Jiangsu Blood Center

**15:00 - 15:45**

ANALYSIS AND COUNTERMEASURE OF THE ERRORS IN THE IDENTITY  
VERIFICATION OF BLOOD DONORS  
Peihua Cao Shanghai Blood Center

THE ESTABLISHMENT AND ACHIEVEMENT OF BLOOD DONOR  
FOLLOW-UP SYSTEM IN DALIAN BLOOD CENTER  
Xuelian Deng Dalian Blood Center

THE EFFECTS ON DETECTION OF ALT AND ELISA OF BLOOD SPE-  
CIMENS WITH SEVERE LIPEMIA ON DONATION AND SEPCIMENS'  
TREATMENT  
Xiulin Huang Chongqing Blood Center

**15:45 - 16:15**

**Coffee Break**

*The sessions will be conducted in Chinese only*

Saturday, November 25

**16:15 - 18:00**

## **Session I Donor Management and Blood Products**

**16:15 - 16:45**

PREPARATION AND CLINICAL APPLICATION OF MIXED  
CONCENTRATED PLATELETS

Ping Hui Macao Blood Transfusion Service

**16:45 - 17:15**

THE MANUFACTURE AND CLINICAL APPLICATION OF PLASMA  
PROTEIN PRODUCTS

Huichuan Yang China National Biotec Group Company Limited

**17:15 - 18:00**

EFFECT OF TOXICITY NEUTRALIZATION ON A $\beta$ 42 OLIGOMERS BY IVIG  
FROM DIFFERENT CHINESE MANUFACTURERS

Haijun Cao Institute of blood transfusion CAMS

PRELIMINARY COMPARISON OF USER EXPERIENCE, ACQUISITION  
EFFICIENCY AND PRODUCT PURITY DURING PBMC COLLECTION  
WITH FIVE DIFFERENT BLOOD SEPARATORS

Bo Jiang Tianjin Blood Center

EFFECTS OF TRANSPORTATION VIBRATION ON QUALITY OF RED  
BLOOD CELLS

Jing Jin PLA Army General Hospital

*The sessions will be conducted in Chinese only*

Saturday, November 25

**14:00 - 15:40**

**Session II  
Transfusion Reaction and TTD  
Immune haematology-Serology)**

**14:00 - 14:30**

THE KEY OF HAEMOVIGLIANCE DATA: STANDARDIZATION OF DEFINITION AND MANAGEMENT OF TRANSFUSION REACTION  
Dongfu Xie Shanghai Blood Center

**14:30 - 15:00**

THE PROBLEM AND CHALLENGE OF THE BLOOD SCREENING  
Lunan Wang National Center for Clinical Laboratories

**15:00 - 15:45**

PRELIMINARY STUDY OF ESTABLISHING A WIDE AREA HAEMOVIGILANCE NETWORK  
Wenbiao Liang Jiangsu Blood Center

MINOR ABO-INCOMPATIBLE LIVER TRANSPLANT INDUCED PASSENGER LYMPHOCYTE SYNDROME  
Zhiyuan Xu Beijing Red Cross Blood Center

STUDY OF DEVELOPMENT AND APPLICATION OF IMMUNOHEMATOLOGICAL LABORATORY PROFICIENCY SYSTEM  
Sha Jin Shanghai Blood Center

**15:45 - 16:15**

**Coffee Break**

*The sessions will be conducted in Chinese only*



Saturday, November 25

**16:15 - 18:00**

**Session II**  
**Transfusion Reaction and TTD**  
**Immune haematology-Serology)**

**16:15 - 16:45**

TTD: CHANCE AND CHALLENGE  
Yongshui Fu Guangzhou Blood Center

**16:45 - 17:15**

ANIMAL MODELS OF TRANSFUSION REACTION  
Linsheng Zhan Academy of Military Medical Sciences

**17:15 - 18:00**

DISCUSSION ON THE FOLLOW-UP OF RELEVANT BLOOD DONOR FOR  
THE INVESTIGATION OF POST-TRANSFUSION INFECTION  
Xi Zhang Shanghai Blood Center

SEROLOGICAL AND MOLECULAR CHARACTERIZATION OF HEPATITIS  
B VIRUS INFECTION IN BLOOD DONORS BORN BEFORE AND AFTER  
IMPLEMENTATION OF UNIVERSAL HBV VACCINATION IN CHINA  
Xianlin Ye Shenzhen Blood center

THE COMPARISON OF RED CELL REAGENTS TO SCREEN UNEXPECTED  
ANTIBODY  
Chunxia Chen West China Hospital

*The sessions will be conducted in Chinese only*

Saturday, November 25

**14:00 - 15:40**

**Session III  
Clinical Transfusion and Cellular  
Therapies - Immunohaematology  
- Molecular**

**14:00 - 14:30**

MOLECULAR GENETICS STUDY OF RBCS BLOOD GROUP

Yanli Ji Guangzhou Blood Center

**14:30 - 15:00**

RESEARCH PROGRESS FOR ANTIGEN AND ANTIBODY DETECTION OF HUMAN PLATELET ANTIGEN SYSTEMS

Faming Zhu Zhejiang Blood Center

**15:00 - 15:45**

THE EFFECT OF NOVEL DI ALLELE ON THE EXPRESSION OF DIB ANTIGEN BASED ON EXPRESSION STUDY IN VITRO

Jizhi Wen Guangzhou Blood Center

ANALYSIS ON MOLECULAR BACKGROUND OF RHD VARIANTS IN SHIJIAZHUANG

Fang Qiao Hebei Blood Center

INVESTIGATION OF THE DIFFERENCES BETWEEN THE TIBETAN AND HAN POPULATIONS IN THE HEMOGLOBIN-OXYGEN AFFINITY OF RED BLOOD CELLS AND IN THE ADAPTATION TO HIGH-ALTITUDE ENVIRONMENTS.

Cuiying Li Hospital of Air Force, PLA

**15:45 - 16:15**

**Coffee Break**

*The sessions will be conducted in Chinese only*

Saturday, November 25

**16:15 - 18:00**

**Session III**  
**Clinical Transfusion and Cellular**  
**Therapies - Immunohaematology**  
**- Molecular**

**16:15 - 16:45**

PATIENT BLOOD MANAGEMENT

Lihua Hu | Wuhan Union Hospital

**16:45 - 17:15**

CELL THERAPY IN CHINA

Feng Ma | Institute of Blood Transfusion, CAMS

**17:15 - 18:00**

PRACTICE AND CONSIDERATION ON THE CARRYING OUT OF  
AUTOLOGOUS TRANSFUSION WITH MEDICAL INSTITUTION IN  
NINGBO

Fade Zhong | Ningbo Blood Station

THE COMPARATIVE STUDY OF THE INTERVENTION OF THE MOUSE  
BRAIN INFARCTION MODEL IN TWO STATES OF THE UMBILICAL CORD  
BLOOD

Xiaogai Han | Henan Red Cross Blood Center

EXPLORATION OF PREDICTING THE RISK MODEL OF SURGICAL  
TRANSFUSION BASED ON ARTIFICIAL INTELLIGENCE

Xiaolin Sun | Chinese PLA General Hospital

*The sessions will be conducted in Chinese only*

Sunday, November 26

**08:30 - 10:00**  
**Oriental Hall**

## **Plenary Session - TRALI update**

*Moderators: R. Reddy (South Africa) and L. Cheng Yao (China)*

**08.30 - 09.15**

OPENING CEREMONY

See page 71

**09:15 - 10:00**

**PL1-02**

HOW DIFFERENT ANIMAL MODELS HELP US UNDERSTAND TRALI

Y.-L. Fung, J.-P. Tung

University of the Sunshine Coast, Sunshine Coast, Australia

**10:00 - 10:30**

**Coffee Break and official opening of the Exhibition Hall**

Sunday, November 26

**10:30 - 12:00**

**Lingnan Convention Hall**

## **Haemovigilance - Towards Safe Blood Transfusion**

*Moderator: C. Seidl (Germany)*

**10:30 - 11:00**

**2A-S01-01**

PATIENT SAFETY: ADVERSE BLOOD TRANSFUSION EVENTS IN CHINA

Z. Liu

Institute of Blood Transfusion, CAMS&PUMC, Chengdu, China

**11:00 - 11:15**

**2A-S01-02**

IMPROVEMENT OF THE NEPAL BLOOD TRANSFUSION SYSTEM  
AN ASSESSMENT OF TRAINING PRIORITIES.

F. Pantá, W. M. Smid

Sanquin Amsterdam, Amsterdam, The Netherlands

**11:15 - 11:30**

**2A-S01-03**

THE EXPERIENCES OF A JOINT AUSTRALIA-CHINA QUALITY PROGRAM  
IN CHINA

X. Wang, X. Wu, Y. Jia, Y. Huang, Q. Mo, B. Zhang, K. Qian

Shanghai Blood Center, Shanghai, China

**11:30 - 11:45**

**2A-S01-04**

A NEXUS BETWEEN VOLUNTEERISM AND BLOOD DONATION: A CASE  
STUDY OF PMAS- ARID AGRICULTURE UNIVERSITY RAWALPINDI AND  
QUAID-E-AZAM UNIVERSITY ISLAMABAD PAKISTAN STUDENTS

M. Noor-Ul-Amin, M. Ramzan

Rawalpindi Institute of Cardiology, Rawalpindi, Pakistan

**11:45 - 12:00**

**2A-S01-05**

ESTABLISHMENT AND UTILITY OF A SHARED DEFERRAL SYSTEM FOR  
HIV POSITIVE DONORS IN YANGTZE RIVER DELTA REGION: A 7-YEAR  
REVIEW

H. Zhou, Y. Wang, Z. Meng, W. Hu, J. Sun, Y. Zhu

Blood Centre of Zhajiang province, HangZhou, China

**12:00 - 13:30**

**Lunch and Satellite Symposia**

Sunday, November 26

**10:30 - 12:00**  
**Oriental Hall**

## **Academy Session - Young Donors**

*Moderators: C.K. Lee (Hong Kong SAR, China) and J. Ansah (Ghana)*

**10:30 - 11:00**  
**2A-S02-01**

YOUNG DONORS: GETTING THEIR ATTENTION AND KEEPING THEM ENGAGED

J.Y. Yoon

Korean Red Cross Blood Service Headquarters, Seoul, Republic of Korea

**11:00 - 11:30**  
**2A-S02-02**

WHAT ARE THE SPECIAL ISSUES FOR YOUNG DONORS?

H. H. Tan

Health Sciences Authority, Singapore, Singapore

**11.30 - 12.00**

PANEL AND AUDIENCE DISCUSSION

Sunday November 26

**10.30 – 12.00**

**Hongmian Hall (Room 4207)**

## **Workshop on how to write a scientific paper/abstract and get it accepted**

This workshop is for those who want to write or are writing scientific papers. You will learn more about how to structure a manuscript and how to develop the sections into a cohesive publication so that it has more chance of being accepted.

The facilitator will be Dr. Yanyun Wu, Bloodworks, Seattle.

Dr Wu is Associate professor in the department of transfusion medicine at Blood Works. She is recognized globally for her knowledge of transfusion practices. She participates in large NIH-sponsored research projects, and in particular promotes transfusion medicine education in China. She holds multiple visiting faculty appointments in China, including chair professorship for Peking Union Medical College.

**The workshop will be conducted in Chinese**

**12:00 - 13:30**

**Lunch and Satellite Symposia**

# Sunday, November 26

## 13:30 - 15:00

### Lingnan Convention Hall

## Best Abstracts

*Moderators: E. van der Schoot (The Netherlands) and P. Hui (Macao SAR, China)*

**13:30 - 13:45**

**2B-S03-01**

MINIMISING UNDOCUMENTED INFORMATION ON THE DONOR REGISTRATION FORM

C. Jye Ling, P. Marienelle-Violeta, T. Lesley PB, S. Choon Hong William Health Sciences Authority, Singapore

**13:45 - 14:00**

**2B-S03-02**

COMPARING THE EFFICACY OF PRE-HYDRATION AND APPLIED MUSCLE TENSION IN PREVENTING ADVERSE EFFECTS RELATED TO BLOOD DONATION

M. Amatya, B. Gorkhali, S. Shrestha, M.N. Islam  
Nepal Medical College, Kathmandu, Nepal

**14:00 - 14:15**

**2B-S03-03**

MICRORNA130A/PKLR AXIS REGULATES HCV AND HBV REPLICATION

X. Duan, S. Li, Y. Li, C. Yang, B. Jiao, W. Lin, L. Chen  
Institute of Blood Transfusion, Chinese Academy of Medical Science and Peking Union Medical College, Chengdu, China, Massachusetts General Hospital, Boston, United States

**14:15 - 14:30**

**2B-S03-04**

RHD EPIOTOPE EXPRESSION OF FOUR NEW VARIANT RHD ALLELES IDENTIFIED IN THE CHINESE D VARIANT INDIVIDUALS BASED ON ERYTHROBLAST EXPRESSION SYSTEM IN VITRO

G. Luo, J. Wen, L. Wei, Z. Wang, S. Jia, Y. Ji  
Guangzhou Blood Center, Guangzhou, China

**14:30 - 14:45**

**2B-S03-05**

A INHIBITOR OF EQUILIBRATIVE NUCLEOSIDE TRANSPORTER 1 FUNCTION, S-(4-NITROBENZYL)-6-THIOINOSINE (NBMPR), ENHANCES EXPRESSION OF ANTIGENS IN THE AUGUSTINE BLOOD GROUP SYSTEM

E. C. C. McGowan, G. M. Millard, B. Wilson, Y.-W. Liew, M. M. Dean, G. H. Lopez, E. M. Schoeman, C. A. Hyland, T. Powley, R. L. Flower  
Australian Red Cross Blood Service, Brisbane, Australia, University of Queensland, Brisbane, Australia

**14:45 - 15:00**

**2B-S03-06**

DEGLYCOSYLATED ANTI-CD36 ANTIBODY FOR TREATMENT OF FNAIT CAUSED BY MATERNAL CD36 ANTIBODIES IN A MURINE MODEL

X. Xu, X. Ye, W. Xia, D. Chen, S. Santoso  
Guangzhou blood center, Guangzhou, China, Justus Liebig University, Giessen, Germany



Sunday, November 26

**13:30 - 15:00**  
**Oriental Hall**

## **Academy Session - Transfusion Leadership**

*Moderators: J. Chapman (The Netherlands) and H. Zhou (China)*

**13:30 - 14:00**  
**2B-S04-01**

TRANSFUSION LEADERSHIP IN THE HOSPITAL  
M. F. Cole-Sinclair, A. Wynne, L. Maddy  
St Vincent's Hospital Melbourne, Melbourne, Australia

**14:00 - 14:30**  
**2B-S04-02**

BLOOD SERVICE LEADERSHIP  
Y. M. Zhu  
Chinese Society of Blood Transfusion, Shanghai, China

**14.30 - 15.00**

Q&A ON TRANSFUSION LEADERSHIP

**15:00 - 15:30**

**Coffee Break**

Sunday, November 26

**13:30 - 17:00**

**Hongmian Hall (Room 4207)**

**Workshop**

**Donors and Blood Donation in  
Different Cultural Settings**

**13:30 - 14:00**

DOHECA PROGRAMME

Hans Vrielink (Sanquin) for ISBT WP

**14:00 - 14:30**

RH NEGATIVE BLOOD DONOR RETENTION AND STRATEGY TO MEET  
THE NATIONAL NEED IN THAILAND

Dr. Charuporn Promwong (Thai NBTC), for APBN

**14:30 - 15:00**

DONOR COMPLICATION MANAGEMENT STATUS IN CHINA

Yanli ZHANG, Doctor of Blood Collection Department, Beijing Red Cross  
Blood Center, China. Member of CoP Work Party in Mainland China

**15:00 - 15:30**

**Coffee Break**

**15:30 - 16:00**

EXPERIENCES ON COMMUNICATION WITH DONORS ON HB REVISION  
CRITERIA

Dr. Hwee Huang Tan (Singapore), for APBN

**16:00 - 16:30**

DONOR COMPLICATIONS

Hans Vrielink (Sanquin) for ISBT WP

**16:30 - 17:00**

PLATELET APHERESIS DONOR RETENTION STRATEGY IN CHINA

Yang CHEN, Director of Quality Management Department, Blood Center of  
Liaoning Province, China, Member of MC-CSBT

# Sunday, November 26

## 15:30 - 17:00

### Lingnan Convention Hall

## Clinical Transfusion

*Moderators: W. Yue (China) and M. Cole-Sinclair (Australia)*

**15:30 - 16:00**

**2C-S05-01**

HAEMORRHAGE PROTOCOLS

S. Allard

NHS Blood and Transplant, London, United Kingdom, Barts Health NHS Trust, London, United Kingdom

**16:00 - 16:15**

**2C-S05-02**

PRELIMINARY FINDINGS SUGGEST BLOOD PRODUCT TRANSFUSION MAY CONTRIBUTE TO ADVERSE PATIENT OUTCOMES FOLLOWING CORONARY ARTERY BYPASS GRAFTING

R. L. Flower, A. J. Perros, S. Engkilde-Pedersen, K. Rooks, F. Chong, A. Esguerra-Lallen, H. M. Faddy, R. Naidoo, J.-P. Tung, J. F. Fraser, P. Tesar, M. Ziegenfuss, S. Smith, D. O'Brien, M. M. Dean

Australian Red Cross Blood Service, Brisbane, Australia, Queensland University of Technology, Brisbane, Australia

**16:15 - 16:30**

**2C-S05-03**

IS LOWER RBC UTILIZATION AMONG CHINESE HOSPITALS COMPARED TO OTHER COUNTRIES EXPLAINED BY LOWER TRANSFUSION THRESHOLDS?

J. L. Carson, Y. Liu, D. Zaccaro, C. Meng, L. Qin, X. Zhou, J. Li, Q. Liao, P. Ness, H. Shan

Rutgers Robert Wood Johnson Medical School, New Brunswick, United States

**16:30 - 16:45**

**2C-S05-04**

RED BLOOD CELL ALLOIMMUNIZATION AMONG THE TRANSFUSION RECIPIENTS IN SANGLAH HOSPITAL DENPASAR BALI

S. Herawati, U. Sukorini, T. Triyono

Faculty of Medicine Udayana University, Denpasar, Indonesia

**16:45 - 17:00**

**2C-S05-05**

ESTIMATING THE IMMUNOGENICITY OF PLATELET ANTIGENS AND DEDUCING THE PREVALENCE OF ALLOANTIBODIES IN CHINESE

X. Xu, S. Chen, Y. Ying, K. Ma, X. Hong, J. He, F. Zhu

Blood Center of Zhejiang Province, Hangzhou, China

**17:00 - 18:00**

**Poster Session**

Sunday, November 26

**15:30 - 17:00**  
**Oriental Hall**

## **Immunoematology - Novel Technology**

*Moderators: M.L. Olsson (Sweden) and Q. Luo (China)*

**15:30 - 16:00**  
**2C-S06-01**

APPLICATIONS FOR KODECYTES IN IMMUNOHEMATOLOGY  
S. Henry, H. Perry, N. Bovin  
Auckland University of Technology, Auckland, New Zealand

**16:00 - 16:30**  
**2C-S06-02**

DYE-BASED STRATEGY FOR RAPID BLOOD GROUPING  
Y. Luo, H. Zhang, X. Qui, Y. Ye, C. Qi  
Southwest Hospital, Chongqing, China

**16:30 - 17:00**  
**2C-S06-03**

DNA OF ERYTHROID ORIGIN IN HUMAN PLASMA  
J. Wai Kei Lam, W. Gai, K. Sun, R.S. Wong, R.W. Chan, P. Jiang,  
N.P. Chan, W.W. Hui, A.W. Chan, C.C. Szeto, S.C. Ng, M.F. Law,  
K.A. Chan, R.W. Chiu, Y.D. Lo  
The Chinese University of Hong Kong, Shatin, Hong Kong SAR, China

**17:00 - 18:00**

**Poster Session**

Monday, November 27

**07:00 - 08:00**

**Room V3 - Hotel BICC**

## **Young Investigator Networking Breakfast**

*(Registration required)*

A breakfast for Young Investigators in Transfusion Medicine. Meet other young investigators and share your experiences and meet experts in the field, willing to answer your questions and discuss your research.

Monday, November 27

**08:30 - 10:00**  
**Oriental Hall**

## Plenary Session Therapeutic Possibilities for Thalassemia

*Moderators: L. Qin (China) and S. Allard (United Kingdom)*

**08.30 - 09.00**  
**PL2-01**

OPTIMISING IRON CHELATION THERAPY WITH DEFERASIROX FOR NON-TRANSFUSION-DEPENDANT THALASSAEMIA PATIENTS: THE THESIS STUDY

Y.R. Lai

The First Affiliated Hospital of Guangxi Medical University, Nanning, China

**09.00 - 09.30**  
**PL2-02**

STEM CELL THERAPIES FOR THALASSEMIA

S. Hongeng

Mahidol University, Bangkok, Thailand

**09.30 - 10.00**  
**PL2-03**

RED BLOOD CELL ANTIGEN GENOTYPING FOR HEMOGLOBINOPATHIES: ARE THERE DIFFERENCES BETWEEN THALASSEMIA AND SICKLE CELL DISEASE?

S. T. Chou

The Children's Hospital, Philadelphia, United States

**10:00 - 10:30**

**Coffee Break**

# Monday, November 27

**10:30 - 12:00**  
**Hongmian Hall (Room 4207)**

## TTID - Hepatitis

*Moderators: S. Stramer (United States) and M. Satake (Japan)*

**10:30 - 11:00**  
**3A-S07-01**

HEPATITIS C VIRUS: FROM DISCOVERY TO CURE

L. Chen

Institute of Blood Transfusion, Chinese Academy of Medical Sciences and Peking Union Medical College, Chengdu, China, University of Toronto, Toronto, Canada

**11:00 - 11:15**  
**3A-S07-02**

PREVALENCE STUDY OF HEPATITIS E VIRUS (HEV) IN SINGAPORE DONOR POPULATION WITH THE USE OF PROCLEIX HEPATITIS E VIRUS ASSAY ON PROCLEIX PANTHER SYSTEM

J. Liew, S. S. Chua, S. Lam

Health Sciences Authority, Singapore

**11:15 - 11:30**  
**3A-S07-03**

MOLECULAR EPIDEMIOLOGY OF HEPATITIS B VIRUS GENOTYPES IN BLOOD DONORS IN ISLAMABAD, PAKISTAN

A. Wazeer, I. Masood, U. Waheed, S. Moneeba, N. Basharat, H. A. Zaheer

International Islamic University, Islamabad, Pakistan

**11:30 - 11:45**  
**3A-S07-04**

HBV DNA PREVALENCE BY NAT SCREENING IN SICHUAN UMBILICAL CORD BLOOD DONATIONS

G. Ou, H. Yu, J. Wang, Q. Chen, Y. Chen

Clinical Blood Transfusion Research Center, Institute of Blood Transfusion, CAMS & PUMC, ChengDu, China

**11:45 - 12:00**

Discussion

**12:00 - 13:30**

**Lunch and Satellite Symposia**

Monday, November 27

**10:30 - 12:00**  
**Oriental Hall**

## **Academy Session - Transfusion Medicine Education**

*Moderators: J.X. Liu (China) and L. Fung (Australia)*

**10:30 - 11:00**  
**3A-S08-01**

ACADEMIC EDUCATION OF TRANSFUSION MEDICINE IN CHINA  
W. Wang, T. Li, Y. Fu, J.-P. Allain, C. Li  
Southern Medical University, Guangzhou, China

**11:00 - 11:30**  
**3A-S08-02**

TRANSFUSION MEDICINE EDUCATION FOR BLOOD CENTRE STAFF  
S.-Y. Kwon  
Jungbu Blood Laboratory Center, Korean Red Cross, Daejeon, Korea

**11:30 - 12:00**  
**3A-S08-03**

TRANSFUSION EDUCATION FOR NURSES AND TRANSFUSION  
PRACTITIONERS IN AUSTRALIA  
L. Bielby, D. Peterson, T. Spiegel  
Blood Matters, West Melbourne, Australia

**12:00 - 13:30**

**Lunch and Satellite Symposia**



Monday, November 27

**10:30 - 12:00**

**Lingnan Convention Hall**

## **Immunoematology - Abstract Session**

*Moderators: J. Storry (Sweden) and Y. Wu (United States)*

**10:30 - 10:45**

**3A-S09-01**

A HAND-DROP METHOD FOR DETECTION OF ANTIBODY MEDIATED PLATELET PHAGOCYTOSIS BY MONOCYTES

H. Zhu, R. Li, P. Lu

Shanghai Blood Center, Shanghai, China

**10:45 - 11:00**

**3A-S09-02**

ANALYSIS OF MICRORNAS IN ERYTHROCYTE DURING ITS AGING PROCESS

L. Sun, D. Wang

Chinese PLA General Hospital, Beijing, China

**11:00 - 11:15**

**3A-S09-03**

THE REACTIVITY OF ANTI-HPA-15 ANTIBODIES WITH ENDOTHELIAL CELLS

Y. Shao, W. Xia, X. Xu, X. Ye, U. Sachs, V. Kiefel, B. Bayat, S. Santoso

Institute of Blood Transfusion, GuangZhou Blood Center, GuangZhou, China, Institute for Clinical Immunology and Transfusion Medicine, Justus-Liebig University, Giessen, Germany

**11:15 - 11:30**

**3A-S09-04**

DEVELOPMENT OF MEMBRANE ANTIGEN ARRAYS FOR VALIDATING RARE BLOOD GROUP ANTIBODY REAGENTS

Y. Lu

Chinese PLA General Hospital, Beijing, China

**11:30 - 11:45**

**3A-S09-05**

A NOVEL DI\*02(T853M) ALLELE ABOLISHING THE EXPRESSION OF DI2 ANTIGEN

J. Wen, Y. Ji, L. Wei, Z. Wang, Y. Fu, G. Luo

Guangzhou Blood Center, Guangzhou, China

**11:45 - 12:00**

**3A-S09-06**

ESTABLISHMENT OF HUMAN HYBRIDOMA CELL LINES CAPABLE OF PRODUCING ANTIBODIES AGAINST MILTENBERGER BLOOD GROUP ANTIGENS

M. Yang, J.-W. Chen, M.-L. Liu, C.-S. Hung, S.-M. Ho, M. Lin, S. Kaito , M. Uchikawa, K. Nakajima

Taiwan Blood Services Foundation, Taipei, Taiwan, China

# Monday, November 27

**13:30 - 15:00**

**Hongmian Hall (Room 4207)**

## **Advances in Cellular Therapies**

*Moderators: F. Ma (China) and M. Koh (Singapore / United Kingdom)*

**13:30 - 14:00**

**3B-S10-01**

MANUFACTURING RED BLOOD CELLS USING BIOREACTOS

E. J. Baek, E. M. Lee, S. Kim, S. Y. Han, H. S. Choi

Hanyang University College of Medicine, Gyeonggi-do, Republic of Korea

**14:00 - 14:15**

**3B-S10-02**

AFFECTION OF FBXL10 ON HEMATOPOIETIC CELLS FROM HUMAN CORD BLOOD

S. Chen, B. Dai, J. He, F. Zhu

Blood centre of Zhejiang Province, Hangzhou, China

**14:15 - 14:30**

**3B-S10-03**

THE UBIQUITIN-MODIFYING ENZYME A20 PLAYS AN IMPORTANT ROLE IN REGULATORY T CELLS THROUGH IL2-SIGNALING PATHWAY

F. Chen, H. Zhu, Y. Zhu, Y. Guo, M. Kanno

Blood center of Shandong Province, Jinan, China

**14:30 - 14:45**

**3B-S10-04**

CLINICAL SIGNIFICANCE OF HLA-E ALLELIC GENOTYPE AND HLA-E SURFACE/SOLUBLE LEVELS BETWEEN HEALTHY INDIVIDUALS AND ACUTE LEUKEMIA PATIENTS

Y.-P. Xu, S.-X. Wang, L.-M. He, W.-X. Hong

Shenzhen Blood Center, Shenzhen, China

**14:45 - 15:00**

**3B-S10-05**

ESTABLISHMENT AND APPLICATION OF A QPCR METHOD FOR KIR3DL1 GENE COPY NUMBER DETERMINATION

S. Tao, Y. He, J. He, F. Zhu

Blood centre of Zhejiang Province, Hangzhou, China

**15:00 - 15:30**

**Coffee Break**

Monday, November 27

**13:30 - 15:00**  
**Oriental Hall**

## **Academy Session: Quality Management in the Laboratory**

*Moderators: E. Jansen (The Netherlands) and J.M. Li (China)*

**13:30 - 14:00**  
**3B-S11-01**

QUALITY MONITORING AND RISK ASSESSMENT IN BLOOD TRANSFUSION SERVICES

C. Seidl, Y. Qiu, L. Bust, P. Strengers, T. Vuk

German Red Cross Blood Transfusion Services, Frankfurt am Main, Germany

**14:00 - 14:30**  
**3B-S11-02**

PREPARING YOUR BLOOD CENTER FOR ACCREDITATION

C. Lee, A. Wong, Y. Yuen

Hong Kong Red Cross Blood Transfusion Service, Hong Kong SAR, China

**14:30 - 15:00**  
**3B-S11-03**

SELF-INSPECTION AND CLASSIFICATION OF NON-COMPLIANCE

Y. Qiu, C. Seidl, L. Bust, P. Strengers, T. Vuk

Beijing Red Cross Blood Center, Beijing, China

**15:00 - 15:30**

**Coffee Break**

# Monday, November 27

**13:30 - 15:00**

**Lingnan Convention Hall**

## Immunogenetics - Abstract Session

*Moderators: R. Flower (Australia) and Y. Ji (China)*

**13:30 - 13:45**

**3B-S12-01**

PHENOTYPIC CHARACTERISTICS OF NOVEL RHD VARIANTS IN INDIANS  
D. S. Parchure, S. Kulkarni, H. Gogri, V. Gopalkrishnan, J.-M. Chen, C. Le Maréchal, L. Raud, C. Férec, M. Madkaikar, K. Ghosh, Y. Fichou  
 National Institute of Immunohaematology ICMR, Mumbai, India

**13:45 - 14:00**

**3B-S12-02**

IDENTIFICATION OF A LARGE GENE FRAGMENT DUPLICATION INVOLVING THE SMP1 AND PART OF THE RHD AND RHCE GENES IN ONE CHINESE DONOR

Y. Ji, L. Wei, J. Wen, Y. Fu, G. Luo  
 Guangzhou Blood Center, Guangzhou, China

**14:00 - 14:15**

**3B-S12-03**

HYBRID GLYCOPHORIN AND RED BLOOD CELL ANTIGEN GENOTYPING IN AMERICAN BLOOD DONORS WITH MIA PHENOTYPE

X. Lin, G. Rubio, S. Banerjee, T. Frame, N. Billups, J. Yang  
 Immucor, Warren NJ, United States

**14:15 - 14:30**

**3B-S12-04**

HYPERMETHYLATION OF CPG INLAND IN THE ABO GENE LEAD TO AN ABW PHENOTYPE DONOR

Y.-L. Ying, X.-Z. Hong, X.-G. Xu, K.-R. Ma, J. He, F.-M. Zhu  
 Blood Center of Zhejiang Province, Hangzhou, China

**14:30 - 14:45**

**3B-S12-05**

INVESTIGATION OF HLA-DPB1 MATCHING STATUS IN UNRELATED HEMATOPOIETIC STEM CELL TRANSPLANTATION BY EPITOPE-SPECIFIC TYPING METHOD

Y.-M. He, S.-D. Tao, J. He, F.-M. Zhu  
 HLA typing Laboratory, Hangzhou, China

**14:45 - 15:00**

**3B-S12-06**

ESTABLISHMENT OF SEQUENCE-BASED TYPING ASSAY FOR KIR2DS4 GENE AND POLYMORPHISM ANALYSIS IN CHINESE HAN POPULATION AND IDENTIFICATION OF A NEW ALLELE KIR2DS4\*016

Y.-P. Xu, S.-Q. Gao, L.-M. He, Z.-H. Deng, S.-X. Wang, W.-X. Hong  
 Shenzhen Blood Center, Shenzhen, China

Monday, November 27

**15:30 - 17:00**

**Lingnan Convention Hall**

## **Immunohaematology - Red cell Genetics**

*Moderators: Z.Y. Zhu (China) and S. Henry (New Zealand)*

**15:30 - 16:15**

**3C-S13-01**

A BROAD UTILIZATION OF NEXT-GENERATION SEQUENCING FOR RED BLOOD CELL GENOTYPING TO SOLVE PHASING, GENE ARRANGEMENTS AND COMPLEX SEROLOGY FINDINGS

P. C. Wu, Y. H. Lin, P. L. Chen, M. H. Chen, Y. S. Hung, S. C. Pai  
Taipei Blood Center, Taipei, Taiwan, China

**16:15 - 16:30**

**3C-S13-02**

MOLECULAR GENETIC ANALYSIS OF PARA-BOMBAY PHENOTYPE REVEALING A NOVEL ALLELE IN THE FUT1 GENE

A. Zhang, Q. Chi  
Fujian Provincial Blood Center, Fuzhou, China

**16:30 - 16:45**

**3C-S13-03**

IDENTIFICATION OF A RHAG\*(R191Q) ALLELE ASSOCIATED WITH A WEAK RHD AND NORMAL RHCE PHENOTYPE

J. Wen, O. Verhagen, S. Jia, Q. Liang, Z. Wang, Y. Ji,  
C. E. van der Schoot  
Guangzhou Blood Center, Guangzhou, China

**16:45 - 17:00**

Discussion

**18:30 - 22:00**

Congress Dinner (€ 25, tickets can be purchased at the registration desk)

Monday, November 27

**15:30 - 17:00**  
**Oriental Hall**

## **Academy session - Haemovigilance**

*Moderators: Y.G. Wang (China) and E. Wood (Australia)*

**15:30 - 16:00**  
**3C-S14-01**

EXPERIENCE OF HEMOVIGILANCE IN JAPAN

M. Satake

Japanese Red Cross, Tokyo, Japan

**16:00 - 16:15**  
**3C-S14-02**

HAEMOVIGILANCE IN CHINA: SHANGHAI EXPERIENCE

D. Xie, Y. Zhu

Shanghai Blood Center, Shanghai, China

**16:15 - 16:30**  
**3C-S14-03**

HAEMOVIGILANCE IN JIANGSU PROVINCE OF CHINA: PRACTICE OF  
ESTABLISHING A WIDE AREA HAEMOVIGILANCE NETWORK

W. Liang, X. Ye, J. Xu, W. Tan, M. Guo, Y. Jiao, S. Huan, Z. Chen

Jiangsu Province Blood Center, Nanjing, China

**16:30 - 16:45**  
**3C-S14-04**

DONOR HEAMOVIGILANCE

H.H. Tan

Health Sciences Authority, Singapore, Singapore

**16:45 - 17:00**  
**3C-S14-05**

INTRODUCTION OF THE KOREAN HEMOVIGILANCE SYSTEM

H. Kim, J. Hyun, K.-S. Han

Seoul National University Hospital, Seoul, Republic of Korea

**18:30 - 22:00**

Congress Dinner (€ 25, tickets can be purchased at the registration desk)

Tuesday, November 28

**08:30 - 10:00**  
**Oriental Hall**

## **Plenary Session**

### **Platelets**

*Moderators: X.F. Huang (China) and R. Benjamin (United States)*

**08:30 - 09:00**  
**PL3-01**

ROLE OF CD36 IN IMMUNE THROMBOCYTOPENIA AMONG ASIAN POPULATION

X. Xu, S. Santoso

Guangzhou blood center, Guangzhou, China, Justus Liebig University, Giessen, Germany

**09:00 - 09:30**  
**PL3-02**

MULTIFACETED REGENERATIVE LIVES OF EXPIRED PLATELETS

T. Burnouf

Taipei Medical University, Taipei, Taiwan, China

**09:30 - 10:00**  
**PL3-03**

CLINICAL TRIAL ON FROZEN PLATELETS

D. Marks

The Australian Red Cross Blood Service, Sydney, Australia

**10:00 - 10:30**

**Coffee Break**

Tuesday, November 28

**10:30 - 12:00**  
**Oriental Hall**

## **TTID - Screening**

*Moderator: R. Dodd (United States)*

**10:30 - 11:00**

**4A-S15-01**

BLOOD SCREENING STRATEGY IN INDONESIA

Y. S. Maryuningsih

Ministry of Health, Jakarta, Indonesia

**11:00 - 11:15**

**4A-S15-02**

A PILOT SEROSURVEY OF BABESIA MICROTI IN CHINESE BLOOD DONORS

Y. Yang, M. He, H. Shan, L. Tonnetti, Y. Liu, J. Wang, Y. Guo, H. Li,  
E. Bloch

Johns Hopkins University School of Medicine, Baltimore, United States

**11:15 - 11:30**

**4A-S15-03**

TRANSFUSION-TRANSMITTED INFECTIONS IN THE ERA OF NUCLEIC ACID TESTING

L.-I. Hsu, J.-W. Chen, S.-T. Wei, S.-M. Hou

TBSF, Taipei, Taiwan, China

**11:30 - 11:45**

**4A-S15-04**

RECOMBINANT EXPRESSION OF G5P AND ANALYSIS OF IT IN THE DETECTION OF SCRAPIE PRION PROTEIN

H. Bi, G. Li, J. Xu

Wuhan blood center, Wuhan, China

**11:45 - 12:00**

**4A-S15-05**

COMPARING ASSAY PERFORMANCE OF ELISA AND ELECTRO-CHEMILUMINESCENCE IMMUNOASSAY(ECLIA) IN DETECTING TREPONEMA PALLIDUM SPECIFIC ANTIBODIES

H. Ji, L. Chang, L. Chao, L. Zhang, J. Zhao, L. Wang

Beijing Hospital, National Center of Gerontology, Beijing, China

**12:00 - 13:30**

**Lunch and Satellite Symposia**



Tuesday, November 28

**10:30 - 12:00**

**Hongmian Hall (Room 4207)**

## **Academy session: The Transfusion Team: the role of the Transfusion Practitioner**

*Moderators: V. Nadarajan (Malaysia) and Y. Soedarmono (Indonesia)*

**10:30 - 11:00**

**4A-S16-01**

THE ROLE OF THE TRANSFUSION PRACTITIONER IN THE MULTIDISCIPLINARY TEAM

L. Bielby, G. Kelsey, A. Haberfield, S. Kay  
Blood Matters, West Melbourne, Australia

**11:00 - 11:30**

**4A-S16-02**

WORKING TOGETHER ON TRANSFUSION AUDITS TO IMPROVE CLINICAL PRACTICE

M. L. Heng, X. Zhong, J. C. M. Lam  
KK Women's and Children's Hospital, Singapore

**11.30 - 12.00**

DISCUSSION: CHALLENGES AND OPPORTUNITIES FOR TRANSFUSION PRACTITIONERS IN THE REGION

**12:00 - 13:30**

**Lunch and Satellite Symposia**

Tuesday, November 28

**10:30 - 12:00**

**Lingnan Convention Hall**

## **Donation and Processing - Abstract Session**

*Moderators: T. Burnouf (Taiwan, China) and M. Schmidt (Germany)*

**10.30 - 10.45**

**4A-S17-01**

CELL-FREE NUCLEIC ACIDS IN BLOOD PRODUCTS MODULATE GENES INVOLVED IN INFLAMMATION

S. Taleb, D. Tirefort, S. Waldvogel-Abramowski, Q. Preynat-Seauve  
Geneva University Hospital, Geneva, Switzerland, Faculty of Medicine,  
University of Geneva, Geneva, Switzerland

**10.45 - 11.00**

**4A-S17-02**

THE MECHANISM OF ENZYMOLYSIS BLOOD GROUP A ANTIGEN WITH A-N-ACETYL GALACTOSAMINIDASE FROM ELIZABETHKINGIA MENINGOSEPTICUM

H. Gao, Z. Tang, H. Zhuo, X. Zhang, Y. Tan, S. Li, Q. Luo, S. Ji, F. Gong  
Beijing Institute of Transfusion Medicine, Beijing, China

**11.00 - 11.15**

**4A-S17-03**

APHERESIS EDUCATION EXPERIENCE

M. M. Neyrinck, H. Vrieling  
Sanquin Blood Supply, Amsterdam, The Netherlands

**11.15 - 11.30**

**4A-S17-04**

THE EFFECTS OF STORED RED BLOOD CELLS ON DENDRITIC CELLS' MIGRATION ABILITY, FUNCTION AND UNDERLYING MECHANISM

X. Wang, Z. Man, Q. Zhou, Z. Wang, L. Zhan  
Beijing Institute of Transfusion, Beijing, China

**11.30 - 11.45**

**4A-S17-05**

PLATELETS INHIBIT THE GROWTH OF STAPHYLOCOCCUS AUREUS BY DAMAGING BACTERIA STRUCTURE

J. Xu, N. An, Y. Chen, J. Yi, J. Zhang, H. Zhang, Q. An, W. Yin, X. Hu  
Xijing Hospital, Xi'an, China

**11.45 - 12.00**

Discussion

Tuesday, November 28

**13:30 - 15:00**

**Lingnan Convention Hall**

## **Donor management - Donor**

*Moderators: X.Y. Ouyang (China) and C.K. Lee (Hong Kong SAR, China)*

**13:30 - 14:00**

**4B-S18-01**

MANAGING BLOOD DONATION IN EMERGENCY SITUATIONS

M. Rajkarnikar

Nepal Red Cross Society, Balkumari, Lalitpur, Nepal

**14:00 - 14:15**

**4B-S18-02**

A LINKAGE ANALYSIS BETWEEN SOCIAL ACTIVITIES AND VOLUNTARY BLOOD DONATION IN SHENZHEN

L. Lu, S. lu

Shenzhen Blood Center, Shenzhen, China

**14:15 - 14:30**

**4B-S18-03**

EFFECT OF REGULAR PLATELETPHERESIS ON DONORS' CALCIUM LEVEL AND BONE DENSITY IN NATIONAL BLOOD CENTRE, KUALA LUMPUR

N. H. Haron, F. abdul karim

Hospital Tengku Ampuan Rahimah, Klang, Klang, Selangor, Malaysia

**14:30 - 14:45**

**4B-S18-04**

ANALYZE THE IRON STATUS OF MALE BLOOD DONORS AT FIRST-TIME AND ONE- TO FIVE-YEAR MAXIMAL (MAX.) DONATIONS IN TAIWAN

H.-H. Wang, R. C. JAU, C.-L. Lin, S.-L. Sun

Taichung Blood Center, Taichung, Taiwan, China

**14:45 - 15:00**

**4B-S18-05**

THE EFFECT OF PSYCHOLOGICAL CARE ON ANXIETY OF BLOOD DONORS AMONG COLLEGE STUDENTS

Y. Gao

Wuhan Blood Center, Wuhan, China

**15:00 - 15:30**

**Coffee Break**

Tuesday, November 28

**13:30 - 15:00**  
**Oriental Hall**

## **Academy session: The Role of Molecular Testing in the Transfusion Laboratory**

*Moderator: M.L. Olsson (Sweden)*

**13.30 - 13.45**  
**4B-S19-01**

INTRODUCTION

J. Storry

Lund University, Sweden

**13:45 - 14:15**  
**4B-S19-02**

BASIC ASPECTS, APPLICATIONS AND PLATFORMS CURRENTLY  
AVAILABLE FOR MOLECULAR BLOOD GROUPING OF DONOR AND  
PATIENT POPULATIONS

V. S. Nadarajan

University Malaya, Kuala Lumpur, Malaysia

**14:15 - 14:45**  
**4B-S19-03**

PRACTICALITIES AND PITFALLS IN THE MOLECULAR LAB

Y. Ji

Guangzhou Blood Center, Guangzhou, China

**14.45 - 15.00**

PANEL DISCUSSION

**15:00 - 15:30**

**Coffee Break**

Tuesday, November 28

**15:30 - 17:00**  
**Oriental Hall**

## Plenary Session TTID

*Moderators: R. Reddy (South Africa) and R. Xia (China)*

**15:30 - 16:00**

**PL4-01**

PATHOGEN REDUCTION TECHNOLOGY

R. Dodd

American Red Cross, North Potomac, United States

**16:00 - 16:30**

**PL4-02**

IMPACT OF VECTOR-BORNE INFECTIONS IN TTID

Y.S. Leo

Tan Tock Seng Hospital, Singapore

**16:30 - 17:00**

**PL4-03**

HIGH INCIDENCE OF HBV INFECTION REMAINS IN YOUNG CHINESE  
REPEAT BLOOD DONORS VACCINATED AT BIRTH

Y. Fu, X. Tang, C. Li, X. Rong, J.-P. Allain

Guangzhou Blood Center, Guangzhou, China, Southern Medical  
University, Guangzhou, China

**17:00 - 17:15**

**Closing Ceremony**

# Speakers Index

Allard	S.	2C-S05-01	
Amatya	M.	2B-S03-02	
Baek	E.J.	3B-S10-01	
Bi	H.	4A-S15-04	
Bielby	L.	3A-S08-03	4A-S16-01
Bloch	E.	4A-S15-02	
Burnouf	T.	PI3-02	
Carson	J.L.	2C-S05-03	
Chen	F.	3B-S10-03	
Chen	L.	3A-S07-01	
Chen	S.	3B-S10-02	
Chou	S.T.	PI2-03	
Cole-Sinclair	M.F.	2B-S04-01	
Dodd	R.	PI4-01	
Duan	X.	2B-S03-03	
Flower	R.L.	2C-S05-02	
Fu	Y.	PI4-03	
Fung	Y.	PI1-02	
Gao	Y.	4B-S18-05	
Gong	F.	4A-S17-02	
Haron	N.H.	4B-S18-03	
He	Y.-M.	3B-S12-05	
Henry	S.	2C-S06-01	
Herawati	S.	2C-S05-04	
Hong	W.-X.	3B-S12-06	
Hsu	L.-I.	4A-S15-03	
Hu	X.	4A-S17-05	
Ji	H.	4A-S15-05	
Ji	Y.	3B-S12-02	4B-S19-03
Kim	H.	3C-S14-05	
Kwon	S.-Y.	3A-S08-02	
Lee	C.K.	3B-S11-02	
Li	C.	3A-S08-01	
Liang	W.	3C-S14-03	
Liew	J.	3A-S07-02	
Liu	Z.	2A-S01-01	
Lu	L.	4B-S18-02	

Lu	Y.	3A-S09-04	
Luo	G.	2B-S03-04	
Luo	Y.	2C-S06-02	
Maryuningsih	Y.S.	4A-S15-01	
Mcgowan	E.N.C.	2B-S03-05	
Mui Ling	H.	4A-S16-02	
Nadarajan	V.S.	4B-S19-02	
Noor-Ul-Amin	M.	2A-S01-04	
Ou	G.	3A-S07-04	
Panta	F.	2A-S01-02	
Parchure	D.S.	3B-S12-01	
Preynat-Seauve	O.	4A-S17-01	
Qiu	Y.	3B-S11-03	
Satake	M.	3C-S14-01	
Seidl	C.	3B-S11-01	
Shao	Y.	3A-S09-03	
Sun	L.	3A-S09-02	
Tan	H.H.	2A-S02-02	
Tao	S.	3B-S10-05	
Sim	W.	2B-S03-01	
Vrielink	H.	4A-S17-03	
Wai Kei Lam	J.	2C-S06-03	
Wang	H.-H.	4B-S18-04	
Wang	X.	2A-S01-03	
Wang	X.	4A-S17-04	
Wazeer	A.	3A-S07-03	
Wen	J.	3A-S09-05	3C-S13-03
Wu	G.	3C-S13-01	
Xie	D.	3C-S14-02	
Xu	X.	2C-S05-05	
Xu	X.	PI3-01	2B-S03-06
Xu	Y.-P.	3B-S10-04	
Yang	J.	3B-S12-03	
Yang	M.	3A-S09-06	
Ying	Y.	3B-S12-04	
Yoon	J.Y.	2A-S02-01	
Zhang	A.	3C-S13-02	

Zhou	H.	2A-S01-05
Zhu	H.	3A-S09-01
Zhu	Y.M.	2B-S04-02



# Posters

## Poster Area

All accepted posters (publication and display) will be presented in the central hall on the ground floor, next to the exhibition area. A list of the posters on display can be found on the next page, in the inline Abstract book and via the Mobile Application. The posters are set out according to the topic and the number of the abstract is displayed in the mobile application and on the poster board.

Posters will be on display in the poster area for 3 days.

## Poster Mounting

Posters can be mounted on Sunday, November 26 as of 10:00 hours.

- The number of your poster can be found in the (online) Abstract book and the Mobile Application.
- Posters should be mounted with double sided tape only. Assistance and material for mounting the posters will be available from set-up time, at the poster desk in the poster area.

## Opening Hours Poster Desk:

Sunday	November 26	10.00 - 18.00 hours
Monday	November 27	08.00 - 17.00 hours
Tuesday	November 28	08.00 - 15.30 hours

## Poster Session

The Poster Session will be organised on Sunday November 26, from 17:00 - 18:00 hours.

All Poster authors are kindly requested to be present at their poster during the entire session.

The Poster session will be held to enable poster presenters to showcase their work. All delegates are invited to walk around the poster area to view the posters and to enter into lively and challenging discussions with the poster presenters. Snacks and drinks will be served.

## Poster Material Removing

Material should be taken before Tuesday, November 28 at 15:30 hours. Material that has not been taken down by the author(s) by this time will be removed and destroyed.

## Responsibility for Poster Presentations

The ISBT and the Local Organising Committee do not assume any responsibility for material displayed on the poster boards.

# Posters

## 1. Management and organisation

1.1 Organisational issues	P-001 - P-009
1.2 Information technology	P-010 - P-014
1.4 Training and education	P-015 - P-022
1.5 Risk models, standards and regulation	P-023 - P-028
1.6 Blood supply management and utilization	P-029 - P-058
1.7 Quality management	P-059 - P-080

## 2. Blood donation

2.1 Blood donor recruitment	P-081 - P-141
2.2 Blood collection incl. apheresis	P-142 - P-154
2.3 Donor adverse events	P-155 - P-164

## 3. Blood products

3.1 Blood processing, storage and release	P-165 - P-200
3.2 Blood components	P-200 - P-208
3.3 Plasma products	P-209 - P-215
3.4 Pathogen inactivation	P-216 - P-218
3.5 Novel blood products	P-219 - P-224

## 4. Transfusion transmitted infections

4.1 Screening strategies for TTI	P-225 - P-272
4.2 Hepatitis B (HBV)	P-273 - P-301
4.3 Hepatitis C (HCV)	P-302 - P-312
4.4 HIV	P-313 - P-327
4.5 Bacteria	P-328 - P-330
4.6 Parasites	P-331 - P-333
4.7 Newly emerging pathogens and other transfusion related pathogens	P-334 - P-348

## 5. Immune haematology

5.1 Red cell immunology: Serology	P-349 - P-404
5.2 Red cell immunology: Molecular	P-405 - P-453
5.3 Platelet immunology	P-454 - P-471
5.4 Granulocyte immunology	P-472 - P-473
5.5 Fetal-maternal immunology	P-474 - P-490

# Posters

## 6. Clinical transfusion

- |  |               |
|--|---------------|
| 6.1 Neonatal and pediatric transfusion           | P-491 - P-499 |
| 6.2 Therapeutic apheresis                        | P-500 - P-511 |
| 6.3 Evidence based transfusion medicine practice | P-512 - P-543 |
| 6.4 Haemorrhage and massive transfusion          | P-544 - P-553 |
| 6.5 Adverse events, incl. TRALI                  | P-554 - P-560 |
| 6.6 Haemovigilance and transfusion safety        | P-561 - P-581 |
| 6.7 Alternatives to blood transfusion            | P-582 - P-585 |

## 7. Cellular therapies

- |  |               |
|--|---------------|
| 7.1 Stem cell and tissue banking, incl. Cord blood | P-586 - P-589 |
| 7.2 Collection, processing, storage and release    | P-590 - P-604 |
| 7.3 Clinical applications                          | P-605 - P-618 |

## 8. Clinical immunogenetics

- |   |               |
|---|---------------|
| 8.1 HLA in transfusion medicine                     | P-619 - P-635 |
| 8.2 Histocompatibility in stem cell transplantation | P-636 - P-645 |
| 8.3 Histocompatibility in organ transplantation     | P-646         |



## Other Information

<b>General Information</b>	<b>68</b>
<b>Social Programme</b>	<b>71</b>

# General Information

## **Climate**

Guangzhou weather is generally warm and humid all year round. September to early December is generally considered the best time to visit Guangzhou. The average temperature in that period varies from 15 to 25 degrees Celsius, and it seldom rains.

## **Currency**

The Chinese Yuan (also known as Renminbi, rmb for short) is the official and legal currency in Guangzhou. Use of foreign currencies is generally not allowed. China is still very much a cash culture so don't expect to rely on your credit cards, except in upscale shops, hotels, and restaurants.

Whenever possible, use ATMs operated by the largest banks that you can find: Citibank, Bank of China, Industrial and Commercial Bank of China, China Construction Bank, Agriculture Bank of China, and China Merchants Bank.

## **Dress code**

Business or business casual.

## **Electricity**

Electricity in China is 220 Volts at 50Hz AC. Power outlets in China almost always have two types of sockets. The first is the American and Japanese-style socket with two flat, parallel blades. American and Japanese-style plugs will fit in these sockets.

## **Insurance**

The congress organiser cannot accept responsibility for accidents that might occur. Delegates are encouraged to obtain travel insurance (medical, personal accident and luggage) in their home country prior to departure.

## **Safety**

Generally, Guangzhou is a safe city, especially compared to other cities of similar size. However, please be aware of pickpocketing, credit card fraud, and various other petty crimes that happen in any city in the world. Tourists are often seen as easy targets. Should you have any issue you can reach the police by calling 110. In case of urgent matters you can call 120 for ambulance service and 119 for fire stations.

## **Shopping**

Guangzhou is known for its huge markets and thousands of shops where inexpensive electronics, clothing, computers, and thousands of other products are for sale.

**Smoking**

Smoking is prohibited in many public places in Guangzhou. Please look for any possible non-smoking signs before lighting a cigarette.

**Water**

Drinking tap water in Guangzhou is not recommended. Bottled water can be bought anywhere, and is relatively cheap.

**Tipping**

Tipping is not tradition in Guangzhou. However, recently it has become more popular to tip drivers and bellboys.

# ISBT Science Series

An official publication of ISBT and an affiliated publication of Vox Sanguinis.

## The ISBT Science Series:

- Publishes original articles, reviews, workshop reports and rapid communications;
- Is the Society's platform for ISBT congress State of the Science papers;
- Encourages the submission of papers containing data that may be of interest to a particular geographical area;
- Uses a standard peer-review process for all submissions and accepts or rejects manuscripts based on scientific merit and their unique contribution to the field;
- Is an online only publication;
- Is currently not medline indexed but it is the intention of ISBT to apply for indexing in the near future;

Interested in submitting an article to the ISBT Science Series? More information is available on the ISBT Science Series home page and articles may be submitted via manuscript central <https://mc.manuscriptcentral.com/isbt>



International Society  
of Blood Transfusion



Sunday, November 26

**08.30 - 09.15 hours**

**Oriental Hall**

## **Opening Ceremony**

All delegates and Exhibitors are welcome to attend.

All delegates will be welcomed by the President of ISBT and the President of the congress and local dignitaries.

Two ISBT Awards will be presented and the traditional presentation of the Talking Stick by the ISBT President to the Congress President will take place.

The ceremony also includes a traditional lion dance performance to celebrate the great opening of the conference.

## Congress Dinner

Monday, November 27

**18:30 - 22:00**

### **Sage Hall, Oriental Resort, Guangzhou**

*Price: € 25 per person, tickets available at the registration desk*

Join ISBT for a Congress Dinner at the Oriental Resort in Guangzhou. Located at the foot of Baiyun mountain you will enjoy stunning views of the mountain and the lake. The resort is located within 10 minutes walking distance from the congress center. Dinner will be served in a traditional Chinese food round table. Feel free to taste Chinese treats, enjoy live jazz music, or try yourself at the Karaoke machine especially prepared for the congress. The event promises an excellent occasion for a fun night with friends, with plenty of room for networking with colleagues.

# Exhibition Booklet



# Exhibition Information

ISBT thanks everyone joining the Exhibition held in association with the 28<sup>th</sup> Regional Congress in Guangzhou, China. The Exhibition enhances the congress experience and visiting the different companies to talk about the products on offer helps you with business decisions. In the Exhibition area you will find over 60 of the major companies working internationally and in China who are involved with transfusion technology. The booths give the companies the opportunity to showcase their products and services. It gives you, the delegate, an opportunity to meet the representatives face to face, who can share knowledge of their products and technologies with you, ultimately leading you to make informed business buying decisions.

The Exhibition area is also the perfect place for you to network with colleagues from around the world during the coffee, tea and lunch breaks as all refreshments will be served on the exhibition floor.

## **ISBT Booth**

The ISBT booth (number 319) is located in the heart of the exhibition. Here you can meet the staff, find out more about the Society, become a member, get information about the library of guidelines, standards and regulatory documents, discover the e-learning portal. Information on the upcoming congress taking place in Toronto, Canada (June 2 – 6, 2018) will be available on the booth.

The ISBT and the Local Organising Committee of the 28<sup>th</sup> Regional Congress of the ISBT, is grateful that the following companies are willing to support the congress;

Abbott	HemoCue AB
Aikang Medtech Co., Ltd.	Hydrex Technologies
Anjielun	ICCBBA
Asahi Kasei	Immucor Inc.
Ashland	Improve
AusBio Laboratories Co., Ltd	ISBT
B medical	Jiaxing Tianhe Pharmaceutical Co., Ltd.
Barkey Gmbh & Co Km	JinXuanYing
Beijing Wantai Biology Pharmaceutical Industry Limited Company	JMSS
Best Theratronics	KELENG
bioMerieux	KHB
Bio-Rad	Kingmaker Biomedical
BMS International Blood Technology group	Kubota Corporation
Chinese Society of Blood Transfusion & Guangzhou Blood Center	Livzon Diagnostics
CLST	Lmb Technologie GmbH
Conroy	Macopharma
Dakewe	MAK System
DAY Medical	Nanjing Shuangwei Biotechnology Co., Ltd
Delcon	Perkin Elmer Shanghai Haoyuan Biotechnology Limited Company
Diagast	Roche
Diasorin SPA	Safetran
Fresenius Kabi	Shanghai Transfusion Technology Co.,Ltd.
Fujirebio Inc.	SHARING
Gamma Service Medical GmbH	Shenzhen Mindray BIO-Medical Electronics Co., LTD
Grifols	Shenzhen Ponted
Guangdong Maike Medical Technology Co., Ltd.	Sichuan Nigale Biotechnology Co., Ltd
GuangZhou SUNO BIOTECH CO., LTD.	Tegent Scientific Ltd.
Haemonetics	Terumo BCT
	Waltan Medical

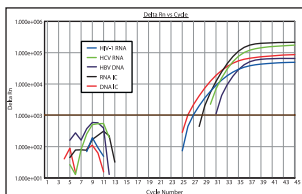
We Do Nothing But Better Screening  
为您提供更好的筛查方案是我们唯一的目标

HUMAN HEALTH | ENVIRONMENTAL HEALTH

## NAT System for Blood Screening 血液核酸筛查系统



▲ 单管、混样系数不超过8



▲ PCR扩增曲线 (使用设备ABI 7500)

3 in 1 Design 三合一

Detect HBV DNA, HCV RNA and HIV-1&2 RNA in one tube.  
单管直接检测HBV DNA、HCV RNA和HIV-1&2 RNA

Fully Automation 全自动解决方案

Pooling and IDT Solutions

汇集及单人份检测解决方案

High Throughput 高通量

Up to 768 Samples/ 6 Hours

最多6小时检测768份样本

## TRFIA System for Blood Screening 血液发光筛查系统

High Sensitivity & High Specificity 高灵敏 & 高特异

2.0 Version of HBsAg, Anti-HCV, Anti-HIV, TP & etc .

2.0版HBsAg, Anti-HCV, Anti-HIV, TP和其他测试

Fully Automation 全自动解决方案


Sample in, Result Out

样本进, 结果出

High Throughput 高通量

Up to 330 Tests / Hours

最多每小时检测330测试







# Table of Contents

<b>Satellite Symposia</b>	<b>6</b>
<b>Exhibitors</b>	<b>14</b>
<b>Floorplan</b>	<b>71</b>
<b>Exhibition Floor Plan</b>	<b>72</b>

Saturday, November 25

**12.00 – 13.30**

**Zhongshan Hall (Room 4202)**

Roche China

---

**Roche Diagnostics Medical Satellite Meeting**

Saturday, November 25

**12.00 – 13.30**

**Yangjiang Hall (Room 4203)**

Terumo BCT

---

**Enhancing the Trima Accel® Automated  
Blood Collection System**

*Speaker: Christina Teh, PhD, Terumo BCT Asia Pte. Ltd.*

Sunday, November 26

**12.00 – 13.30**

**Zhongshan Hall (Room 4202)**

Grifols

## **Emerging Trends and Technologies in Transfusion Medicine**

**12.10 - 12.20**

'EMERGING CHALLENGES IN BLOOD SCREENING'

Dr. Mike Busch, Director, Blood Systems Research Institute (BSRI), San Francisco, CA USA.

**12.20 - 12.45**

'IMPLEMENTATION OF NATIONAL NAT MANDATE IN CHINA: OPPORTUNITIES & CHALLENGES'

Dr. Lunan Wang, Director, National Center for Clinical Laboratories, Beijing Hospital, China.

**12.45 - 13.10**

'AN OVERVIEW OF CLINICALLY SIGNIFICANT ANTIBODIES'

Dr. Jill Storry, Associate professor at Division of Hematology and Transfusion Medicine, Lund University, Sweden.

**13.10 - 13.20**

QUESTIONS & ANSWERS

Sunday, November 26

**12.00 – 13.30**

**Yangjiang Hall (Room 4203)**

Abbott

**Achieving Measurably Better Healthcare  
Performance with Purpose Built Blood and  
Plasma Screening Solution**

*Chair: Weigang Zhu, Director of Shenzhen Blood Center*

**12.15 - 12.40**

INFECTIOUS DISEASE LEADERSHIP AND  
INNOVATION

Sushil G. Devare, Ph.D., Director  
Diagnostics Research (Abbott)

**12.40 - 13.15**

EXPERIENCING THE NEW ALINITY S  
SYSTEM

Ivanka Mihaljevic, Ph.D., Croatian Institute  
of Transfusion Medicine

Monday, November 27

**12.00 – 13.30**  
**Zhongshan Hall (Room 4202)**

Fresenius Kabi Satellite Symposium

- 
- |                      |  |
|----------------------|--|
| <b>12.00 - 12.15</b> | WELCOME & INTRODUCTION   |
| <b>12.15 - 12.40</b> | “GMP IMPLEMENTATION STRATEGIES –<br>15 YEAR JOURNEY OF QM FOR BTS’S IN<br>CHINA”<br>Dr. Zhong Liu, China |
| <b>12.40 - 13.05</b> | “OPTIMIZING EFFICIENCY AND SAFETY OF<br>AUTOMATED PLATELET COLLECTIONS”<br>Dr. Rajesh Deshpande, India   |
| <b>13.05 - 13.15</b> | Q&A  |

Monday, November 27

**12.00 - 13.30**

**Yangjiang Hall (Room 4203)**

KHB Molecular Diagnostics Satellite Meeting

---

## **Individual NAT in Chinese Blood Centers**

*Chair: Guoping Zhou, Shanghai Blood Center*

**12.15 - 13.15**

Individual NAT in Chinese Blood Centers

**NB. This Satellite meeting will be in Chinese**

Tuesday, November 28

**12.00 – 13.30**

**Zhongshan Hall (Room 4202)**

Roche International

**Multiple Approaches to Maintaining High Blood Safety Standards in Modern Blood Service Organizations**

**12:20 - 12:40**

'RE-EMERGING INFECTIONS:  
CHIKUNGUNYA AND DENGUE'

Susan L Stramer, PhD  
American Red Cross, United States

**12:40 - 13:00**

'A LABORATORY EVALUATION OF SEROLOGY  
ASSAYS'

Pimpun Kitpoka, M.D., M.Sc.  
Ramathibodi Hospital, Mahidol University,  
Department of Pathology  
Bangkok, Thailand

**13:00 - 13:20**

'CONTINUOUS IMPROVEMENT IN THE  
BLOOD BANK'

Mah Sam Yew  
Roche Diagnostics Asia Pacific Pte Ltd.  
Singapore





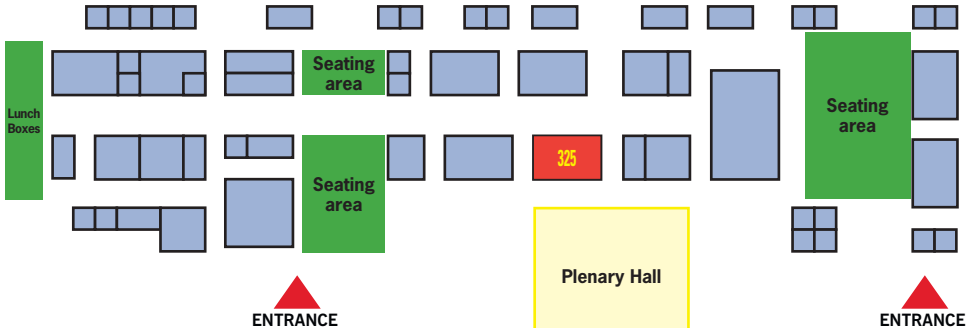
# Exhibitors

## 325 - Abbott

100 Abbott Park Road, Building CP1  
60064, Abbott Park, IL  
USA

Contact: Jessica Masuga  
T: +1 224-668-0650  
E: [jessica.masuga@abbott.com](mailto:jessica.masuga@abbott.com)  
W: <https://www.transfusion.abbott>

Abbott is a global leader in in vitro diagnostics offering a broad portfolio spanning transfusion medicine, immunoassay, clinical chemistry, hematology, molecular, bio-identification, point of care, and informatics. Our diagnostics solutions are more than just a test or data point, they are designed to anticipate, leverage and improve decision-making and patient care across the entire health care system. As one of the only diagnostics businesses providing such a broad portfolio, Abbott is focused on an integrated diagnostics solution powered by innovations that can help our customers channel change into growth and deliver exceptional performance.

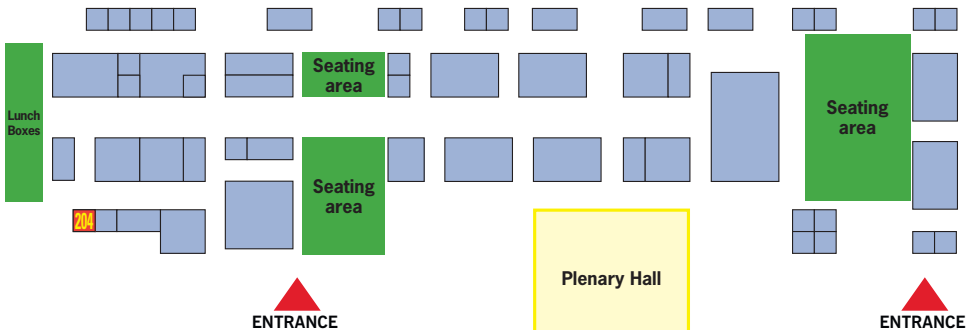


## 204 - Aikang MedTech Co., Ltd.

Bld. 3, Zhangkeng Ind. Park, Minzhi, Longhua District  
518131, Shenzhen, Guangdong,  
China

Contact: Mrs Xiao Wu  
T: +18566211589  
E: [wuxiao@aikang-medical.com](mailto:wuxiao@aikang-medical.com)  
W: <http://www.aikang-medical.com/>

Founded in 2003 AIKANG now employs more than 300 people at our production facilities in Shenzhen,China. Utilizing modern production methodologies and processes, AIKANG has developed core competencies in metal work and printed circuit board manufacturing,assembly, QC and testing. These core competencies feed into our commercial focus on the design and manufacture of laboratory automation components, modules and systems.

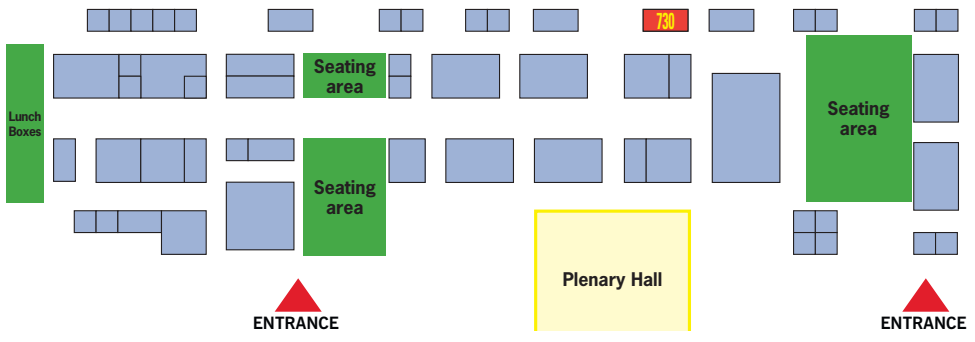


**730 - Asahi Kasei**

1-105 Kanda Jinbocho, Chiyoda-ku,  
101-8101, Tokyo  
Japan

Contact: Mariko Ocada  
T: +81-(0)3-3296-6154  
E: [ocada.mb@om.asahi-kasei.co.jp](mailto:ocada.mb@om.asahi-kasei.co.jp)  
W: <https://www.asahikasei-medical.com>

Asahi Kasei Medical's wide range of innovative medical products combine advances in life science, polymer chemistry, and mechanical engineering with separation technology based on functional materials. Developed through the application of core technologies, our therapeutic and bioprocess filters have become the de facto standards in blood purification, leukoreduction, and virus removal. The world standard leukoreduction filter, Sepacell™, which has a variety of products for whole blood, red cells, and platelets, has been heightening the quality and safety of blood products for transfusion, and contributing to the progress of transfusion therapy.

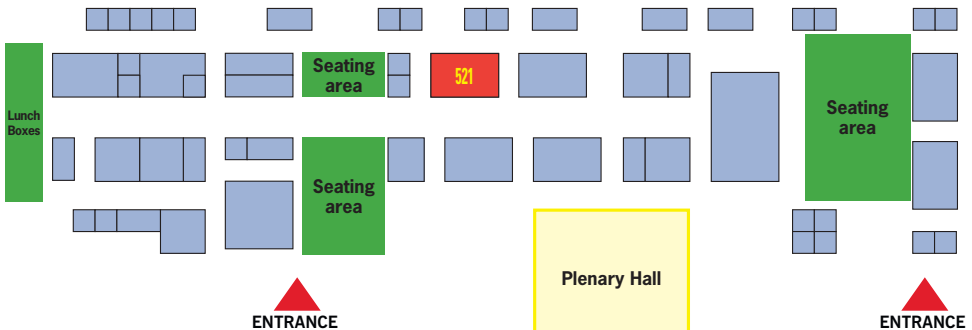


**521 - Ashland**

1005 Route 202/206  
 Bridgewater, NJ 08807  
 United States of America

Contact: Rosemarie Fairman  
 T: +1 908-243-4766  
 E: rfairman@ashland.com  
 W: <https://www.ashland.com/radsure>

Ashland provides your trusted two-part quality system to comply with blood irradiation regulations. For 25 years, RAD-SURE™ blood component indicators, with ISBT 128 bar coded lot numbers, provide positive, visual verification of irradiation, while the DOSE-MAP™ QA tool measures and maps the absorbed dose to validate the performance of a blood irradiator. In combination, RAD-SURE™ and DOSE-MAP™ offer an unparalleled quality system for blood irradiation. Ashland is proud to introduce our new RAD-SURE™ UVA3J multi-part UVA indicator for pathogen reduction.

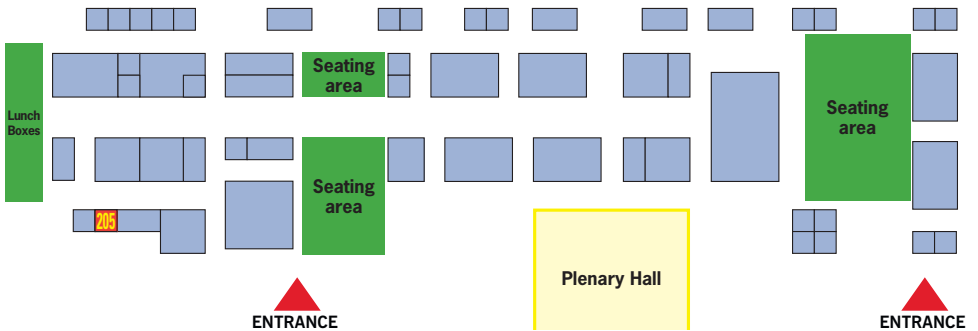


## 205 - AusBio Laboratories

No. 2 Huashan Road Yantai  
Postal Code: 264006, Yantai  
China

Contact: Lu B  
T: +86-535-6389000  
E: [bailu@ausbio.com](mailto:bailu@ausbio.com)  
W: <https://www.ausbio.com>

AusBio is a competent and dominate supplier of liquid handling equipment and laboratory automation for clinical and forensic applications. For more than 20 years, AusBio has enabled hundreds of Chinese forensic, blood banks and hospitals laboratories with more than 1500 automated platforms. AusBio has become a leading brand known for its expertise, reliability and service. We are devoted to support integration of key-enabling IVD technologies with our new products.

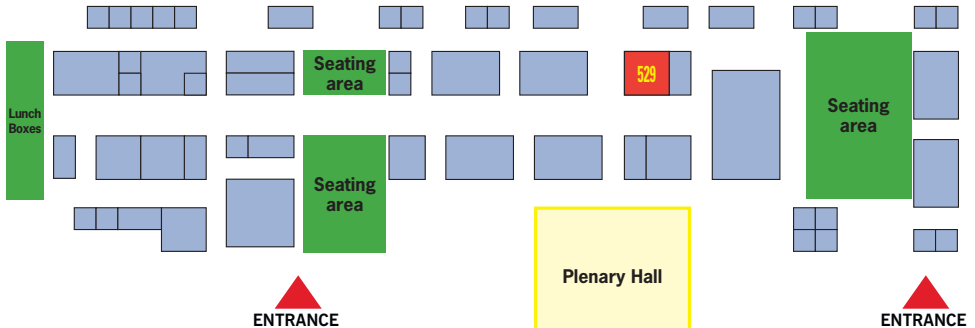


## 529 - B Medical

17, op der Hei  
L-9809 Hosingen,  
Luxembourg

Contact: Silvia Pereira  
T: +352 920 731 281  
E: [info@bmedicalsystems.com](mailto:info@bmedicalsystems.com)  
W: <https://www.bmedicalsystems.com>

B Medical Systems is a pioneer in the medical industry and specializes in research, development and manufacture of professional refrigerators, freezers, storage and solutions for safe transport and management of blood and vaccines. As a key global player in the sector of medical technology, B Medical Systems is committed to delivering highly specialized and cutting-edge devices that always exceed expectations. With our worldwide network of distributors, our Research and Development capability and flexible manufacturing facilities, we will continually strive for excellence in product development, manufacturing and customer service. B Medical Systems is an innovative and customer-oriented company.



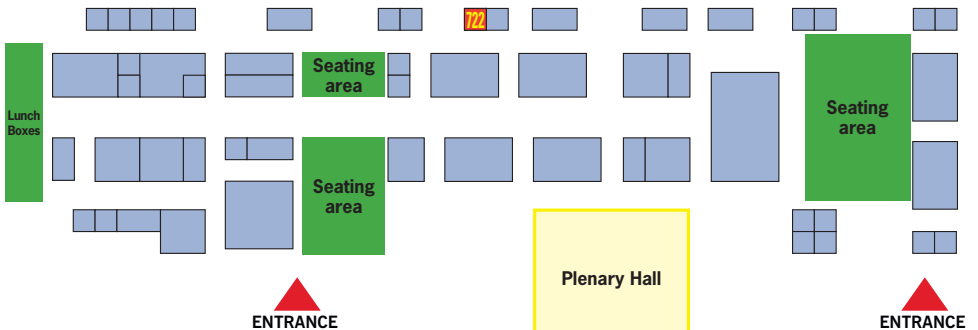
## 722 - Barkey GmbH

Gewerbestrasse 8  
33818 Leopoldshoehe  
Germany

Contact: Alexander Glaenzel  
T: + 49 (0) 5202 - 9801 0  
E: [info@barkey.de](mailto:info@barkey.de)  
W: [www.barkey.de](http://www.barkey.de)

Barkey is a globally active manufacturer located in Bielefeld, Germany. We are a specialist of medical equipment with a focus on warming devices. Our portfolio contains devices for dry thawing and warming of plasma (FFP), blood and stem cells respectively and blood/ infusion warmers, warming cabinets in order to pre-warm solutions and textiles as well as baby bottle warmers and pasteurizers for breast milk.

Barkey sells in more than 60 countries and our devices are applied in blood banks, departments for anesthesia, intensive care units (ICU), operation theater (OT), recovery rooms as well as neonatal intensive care units (NICU).





### 137 - Beijing Century Anjielun Medical Devices Co.,Ltd.

RM 2108, Golden Tower (Jin Chang An) Block C, NO.82 East Fourth Ring Road,  
Chaoyang District ,Beijing  
China

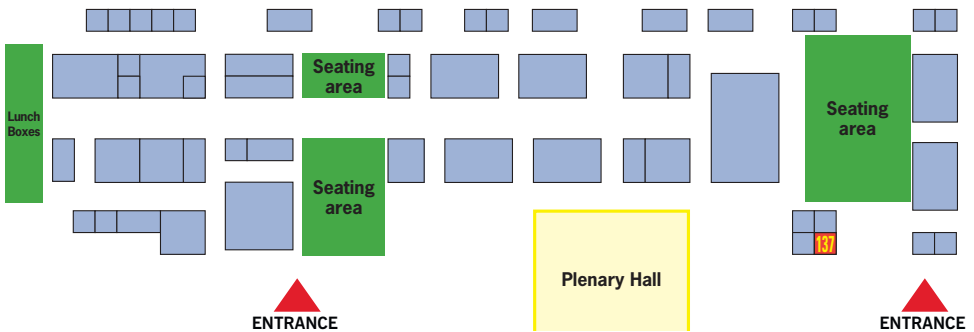
Contact: Fu Bin

T: 86-010-87510190 86-13911652265

E: fubin2587@sina.com

W: www.canjielun.com

Beijing Century Anjielun Medical Devices Co.,Ltd. is a company dedicated to providing blood screening systems reagents diagnostic testing equipment and other blood transfusion products to blood centers in China. We continue to partner with famous health care companies like Grifols Fresenius Kabi, Beckman Coulter, Clinicon to deliver innovative, reliable and efficient products and solutions to improve patient safety and clinician satisfaction. After 12 years of development Beijing Century Anjielun Medical Devices Co.,Ltd. has built a solid customer base and become one of the most important medical device distributors in China.

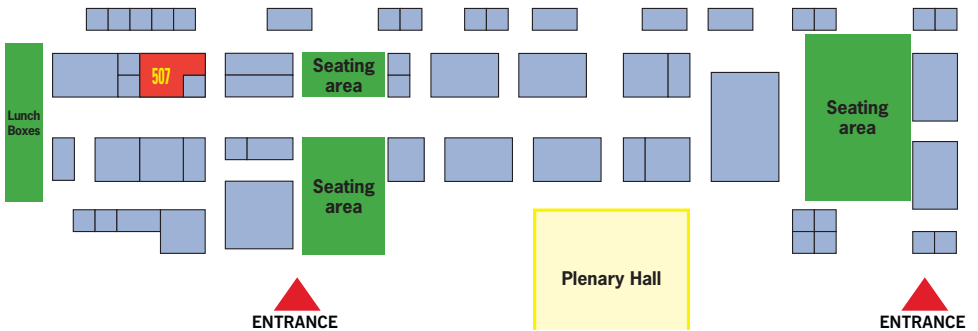


**507 - Beijing WANTAI Biological Pharmacy Enterprise Co., Ltd.**

No. 31, Life Science Road  
Changping District, Beijing  
China

Contact: Li Dong  
T: +86 17701301063  
E: lidong@ystwt.com  
W: <https://www.ystwt.com>

Wantai is a major manufacturer of IVD reagents in China. Wantai operates domestic and international diagnostic reagents business in the fields of human infectious diseases and screening of blood donors. The company is well-known for its infectious diseases ELISA test kits and rapid tests (e.g. HIV, HAV, HBV, HCV, HDV, HEV, Syphilis, HTLV, Influenza, EV71, TB, etc.). The company maintains strategic partnerships with both scientific and business institutions in China and internationally. Such collaborative approach provides the company with the knowledge needed for continuous development of innovative products.

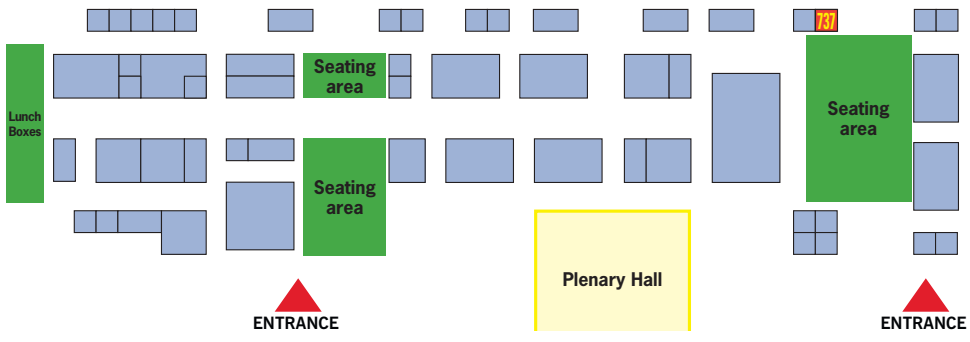


### 737 - Best Theratronics

413 March Road  
 Ottawa, Ontario K2K 0E4  
 United States of America

Contact: Dan Aitkenhead  
 T: +1 (613) 591-2100 x 2965  
 E: [dan.aitkenhead@teambest.com](mailto:dan.aitkenhead@teambest.com)  
 W: <http://www.theratronics.ca/>

Best Theratronics is the world's leading manufacturer of blood and research irradiators. Offering both gamma and x-ray, we have a long history of reliability, support and high-quality products. The Gammacell 1000 Elite and Gammacell 3000 Elan prevent graft-versus-host disease and are considered the "Gold Standard" in countless clinics worldwide. Our Raycell Mk2 dual x-ray tube device delivers unparalleled dose uniformity across its 2.0L and 3.5L canisters. All units come with barcode readers to scan blood labelling to help record and maintain integrity and management of blood irradiation data.

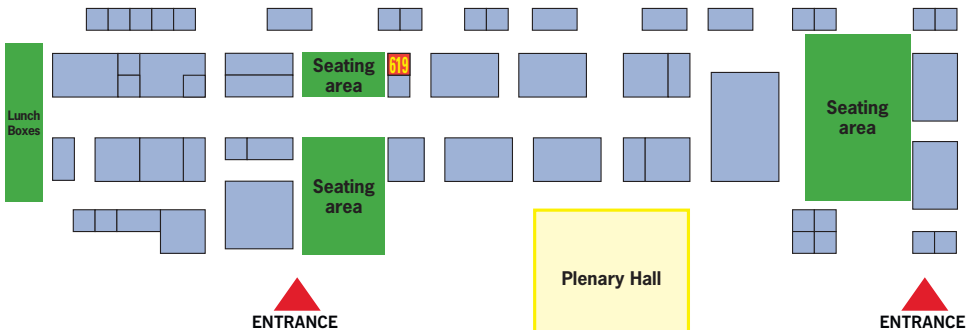


### 619 - bioMérieux Industry

No. 4633 Pusan Road, Kangqiao Industrial Park,  
Pudong Special, Shanghai  
China

Contact: Kevin Wu  
T: +86 186 1680 2753  
E: [kevin.wu@biomerieux.com](mailto:kevin.wu@biomerieux.com)  
W: <http://www.biomerieux-industry.com/>

bioMérieux Industry is dedicated to helping blood banks improve blood supply safety with unique and innovative solutions, which include reagents, instrumentation and software. bioMérieux's bacterial quality control screening products consist of all the system components required to perform bacterial platelet quality control for transfusion-transmitted bacterial pathogens in your blood bank, including all necessary reagents, automation and software for full traceability of these processes. Our range of reagents and software has been specifically designed and FDA cleared to address blood bank needs, and therefore contribute significantly to improving laboratory workflow and increasing the safety of blood products.

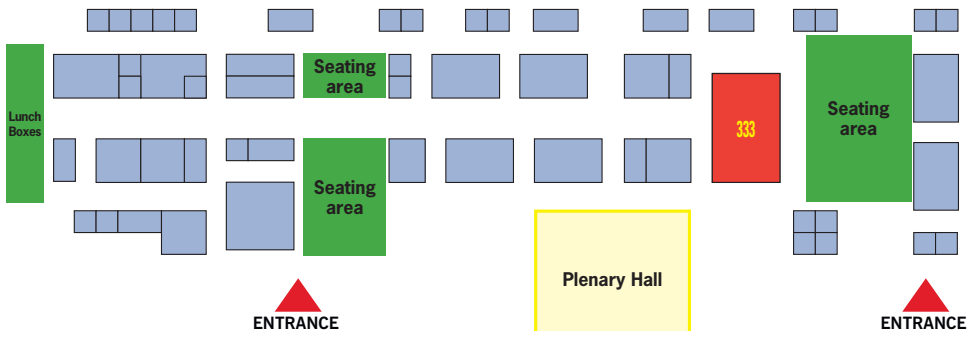


### 333 - Bio-Rad

3, boulevard Raymond Poincaré  
 92430 Marnes-la-Coquette  
 France

Contact: Guillaume Camard  
 T: + 33 1 47 95 6261  
 E: [guillaume\\_camard@bio-rad.com](mailto:guillaume_camard@bio-rad.com)  
 W: <http://www.bio-rad.com/>

Bio-Rad Laboratories, Inc. (NYSE: BIO and BIOb) develops, manufactures, and markets a broad range of innovative products and solutions for the life science research and clinical diagnostic markets. The company is renowned for its commitment to quality and customer service among university and research institutions, hospitals, public health and commercial laboratories, as well as the biotechnology, pharmaceutical, and food safety industries. Founded in 1952, Bio-Rad is based in Hercules, California, and serves more than 100,000 research and healthcare industry customers through its global network of operations. The company employs more than 8,350 people worldwide.



**144 – BMS International Blood Technology Group**

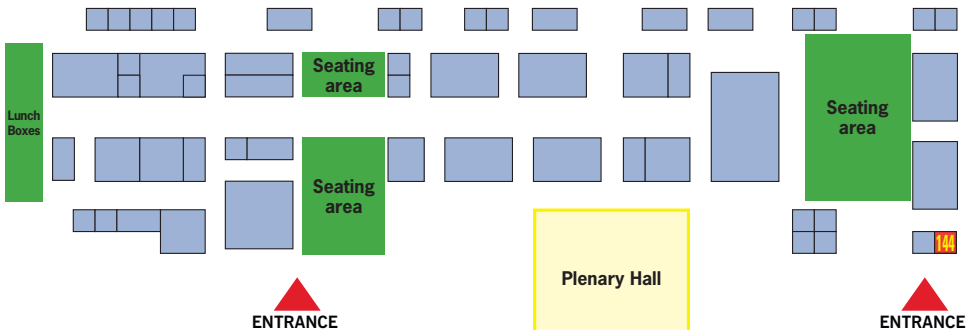
Hi-Tech Medical Devices park, 818 Biolake Gaoxin Avenue,  
43026 Wuhan, Shanghai  
China

Contact: Dr. Lisa hejun  
T: +86177 2057 4885  
E: lisa.hejun@bms-medicaltech.asia  
W: <https://www.bms-bloodcare.de>

BMS group located in China and in Germany has been focusing on high innovation development and manufacture of blood technology and its products with whole solution since over 8 years. All the products serve for modern blood donation, for safe blood transfusion and for clinical blood treatment.

The main products include

1. Internet of Things+ blood donation project;
2. Automatic blood separator;
3. Sterile Tube Welder;
4. Automatic Tube Stripper
5. Plasmavirus Inactive Inspection System.



## 742 – Chinese Society of Blood Transfusion & Guangzhou Blood Center

No.37 Northern Third Ring Road (Middle), Beijing, China  
No.31 Luyuan Road, Guangzhou, China

Contact: Zhu Yongming / Fu Yongshui

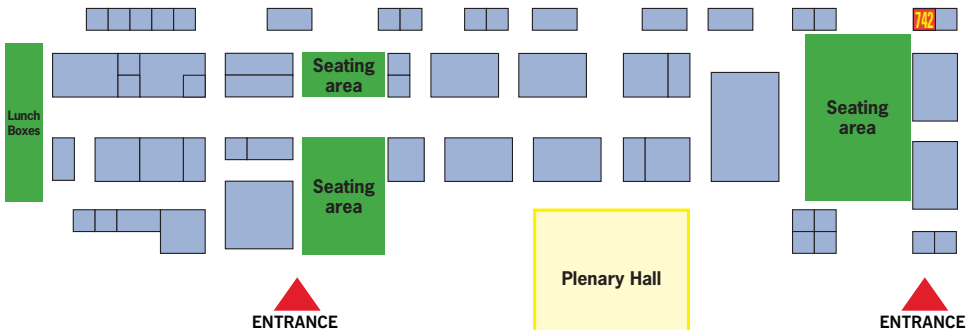
T: +86-10-62382363/+86-20-83593354

E: [gzbc83593354@163.com](mailto:gzbc83593354@163.com)

<http://www.csbt.org.cn/> <http://www.gzbc.org/>

Chinese Society of Blood Transfusion (CSBT), founded in 1988, is a national, professional and non-profit social organization formed by blood transfusion enterprises and related professionals and managers. It aims to promote blood transfusion practice in China.

Guangzhou Blood Center (GZBC), founded in 1960, is one of the top three biggest blood centers in China. It is a non-profit institute committed to clinical blood supply, scientific research and education related to transfusion medicine.



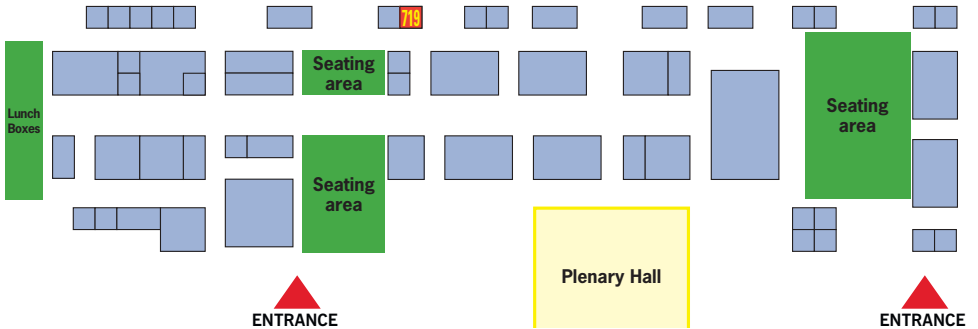
## 719 - CLST

Wirtschaftspark 5  
9130 Poggersdorf  
Germany

Contact: Marion Lauchart  
T: +43 664 2446136  
E: marion.lauchart@clst-austria.com  
W: www.clst-austria.com

Providing customized and high grade solutions for freezing and storage of biological materials. Our main focus is on blood plasma, tissue samples and stem cells. We offer following solutions:

- Tissue banks
- KLS - modular storage systems. Permanent documentation of storage parameters. Temperature range: +4°C to -160°C. We use liquid nitrogen as coolant.
- Automated robotic retrieval systems for stored samples
- Inventory software (chaotic storage ability) with GLP documentation and RFID
- KLF Plasma Freezer for controlled rate freezing of plasma bags down to - 40°C core temperature



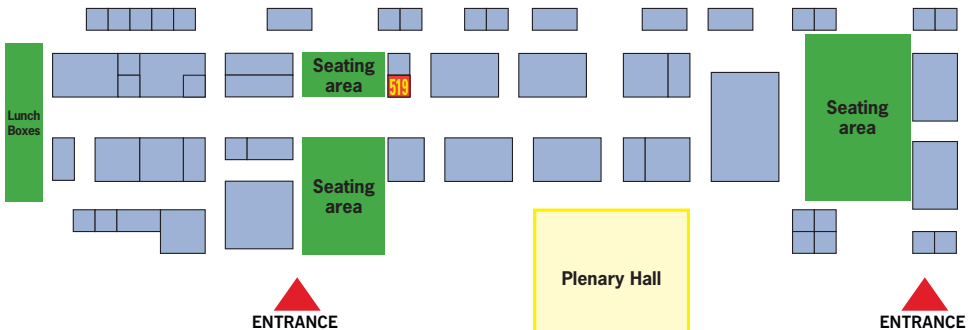


## 519 - Conroy Medical AB

Valhallavaegen 1  
164 63 Upplands Vaesby  
Sweden

Contact: Nicklas Lundman  
T: +46 8 594 202 50  
E: [order@conroy.se](mailto:order@conroy.se)  
W: <https://www.conroy.se>

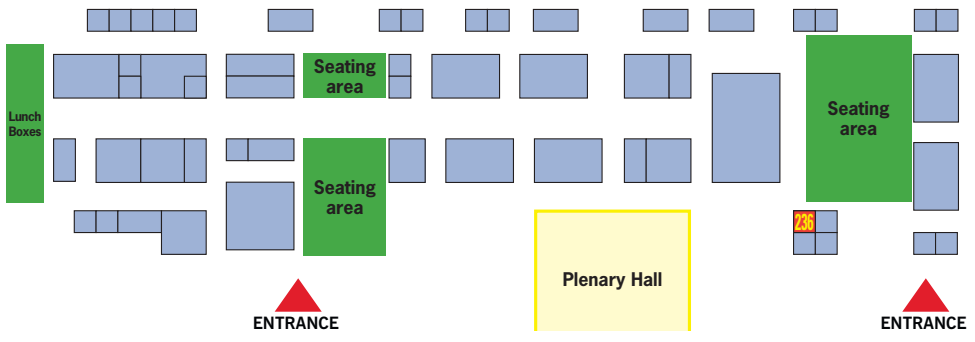
Conroy Medical, established in 1988, develops and manufactures medical equipment, primarily for use in the field of transfusion medicine. Most of our products are sealers for use on plastic bags, sets and tubing during blood component donation and preparation. We also produce sealing systems as OEM. Our instruments stand for quality, safety and ease of use. Our Qseal models cover the sealing needs from heavy duty laboratory use to mobile use. We are represented worldwide through our distributor network. Examples of customers are pharmaceutical companies, laboratories, hospitals, private clinics and charity organisations like the Red Cross and Médecins Sans Frontières.



### 236 - Dakewe Medical Technologies Co., Ltd

Room 203, Block A, Chuangye Yihao, No. 43 Yanshan Road, Nanshan District, Shenzhen, 518067, P.R.C China  
Contact: Felix Xu  
T: +86 13502821363 E: xu\_guilai@dakewe.com  
W: <http://www.dakewe.com> (Ch) <http://dakewemedical.com> (En)

Dakewe Group was founded in 1999, with headquarter in Shenzhen, subsidiary offices in Beijing, Shanghai, Hong Kong, Guangzhou, Wuhan and Chengdu etc, providing high quality products and service for customers all around the world.  
Our main business includes developing and manufacturing of diagnostic reagents and medical devices. At the same time, we are distribution of life science reagents, scientific instruments, and medical equipments in China. The company has developed close relationship with most of the blood bank, universities, institutions, hospitals, and pharmacy companies in China and abroad. Dakewe was awarded "High-Tech Enterprise" "Key Incubation Enterprise in Shenzhen" by the government.



## 143 - DAY Medical

Zone Industrielle Est C5, Route de la Plaine 49,  
1580 Avenches  
Switzerland

Contact: Delphine Favre  
T: +41 (0) 26.676.70.00  
E: [d.favre@day-medical.com](mailto:d.favre@day-medical.com)  
W: <https://www.day-medical.com>

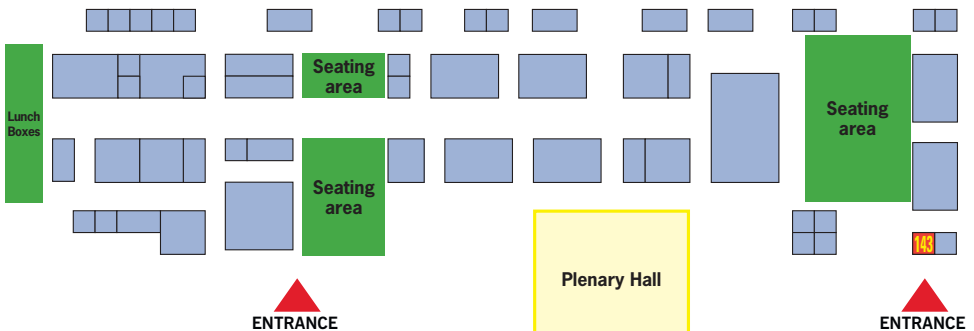
By providing innovative, high quality products and services, we aim to an important collaborator with all transfusion laboratories.

With a real focus on continuous improvement, we always question ourselves and strive to make the best products and services available to our customers. We want every customer interaction to be a positive experience and relationships with our business partners to be long-lasting.

We care and we want to build trust.

DAY medical SA is located in Avenches, Switzerland, near Morat, Fribourg and Bern.

It's DAY time



### 309 - Delcon

Via Matteucci 25/27  
20862, Arcore (MB)  
Italy

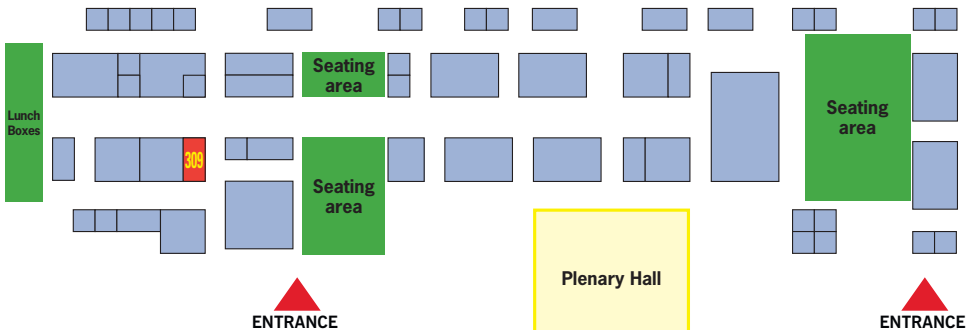
Contact: Chiara Longoni  
T: +39 039 617670  
E: [info@delcon.it](mailto:info@delcon.it)  
W: <https://www.delcon.it>

Delcon is a world player in the design and production of medical devices for blood banks, haematology and microbiology.

The company can rely on a great expertise in engineering, technology, operations and creative thinking to commit to high quality standards and continuous improvement.

Behind our vision there is a very simple idea: we always think about the needs of people using our devices. We believe that building high-trust relationships among employees and with stakeholders inspires creativity and possibility.

That's why we foster innovation by encouraging cooperation, teamwork and trust.



## 511 - Diagast

251, avenue Eugène Avinée  
59120 LOOS  
France

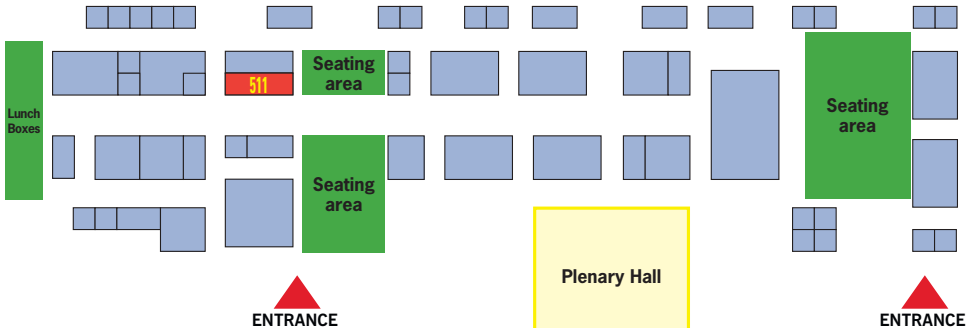
### Contact:

Dominique PLIN, International Marketing and Business Director  
Rajkumar SINGH, Director - Marketing & Business Development  
T: +33 320 96 53 53  
E: [communication@diagast.com](mailto:communication@diagast.com)  
W: [www.diagast.com](http://www.diagast.com)

DIAGAST is health professional's privileged partner for Immuno-Haematology testing solutions. Our company based in France designs, produces and markets tailor-made solutions in over 100 countries and offers a wide range of blood typing antibodies and reagents. As an International major player in Transfusion field with 42 proprietary clones and a high production capacity, we are constantly innovating.

Come to see DIAGAST on our booth N°511 during ISBT with two flagship products:

- QWALYS 3 Evo : high performance blood grouping automated system
- ABD PAD : innovative device for ABO/RH blood group confirmation in only 30' and 3 steps



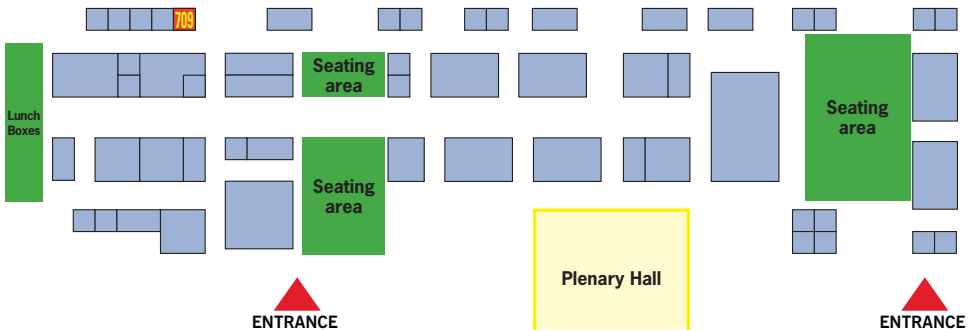
### 709 - Foshan Waltan Medical Technology Co., Ltd

Room 901, Building 10, Leaguer Science Park of RITS, No. 99, Taoyuan Road East, Nanhai District, Foshan City, Guangdong China

Contact: Leona Zhou  
T: +86 0757-86681755  
E: fswt@waltan.cn  
W: <https://www.waltan.cn>

Waltan Medical Technology Co. Ltd is a innovative high-tech enterprises, found in December, 2015 in New and High-Tech Industrial Development Zone of Foshan City, specializing in R & D and manufacturing high-level medical equipment and those for scientific research. Waltan has won three national invention patents and one utility model patents. At present, the main products are:

- 1. WT- CII Fully Automatic Cryoprecipitate Preparation Instrument
- 2. Intelligent Management System for Cold Storage
- 3. Fully Automatic White Blood Cell Filtering System

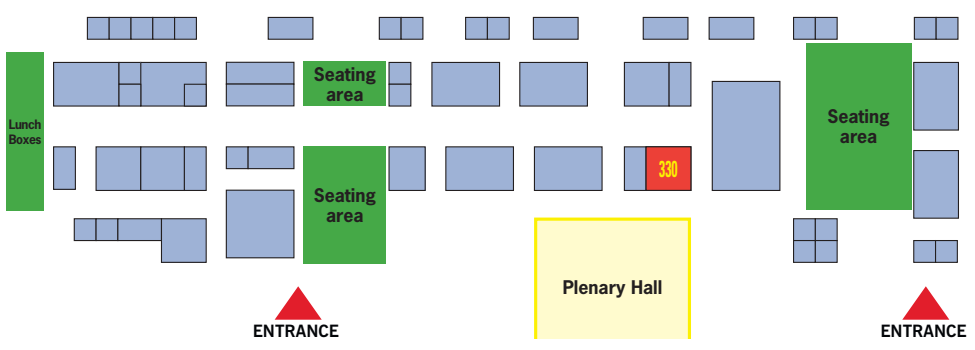


### 330 - Diasorin SPA

Via Crescentino snc  
 13040 Saluggia (VC)  
 Italy

Contact: Alberto Chinali  
 T: +39 / 0161/4871\  
 E: [alberto.chinali@diasorin.it](mailto:alberto.chinali@diasorin.it)  
 W: <https://www.diasorin.com>

DiaSorin is an Italian multinational Group and a global leader in the market for in vitro diagnostics. For over 40 years the Group has been developing, producing and commercializing diagnostic tests for a wide range of clinical areas. DiaSorin tests are designed for hospital and private testing laboratories, in the markets of immunodiagnosics and molecular diagnostics.

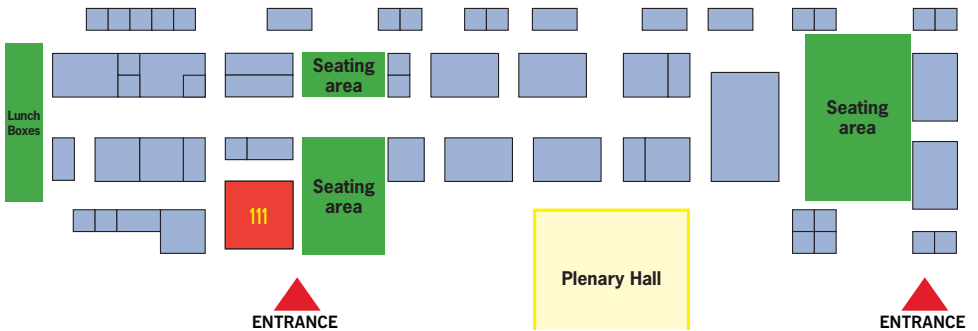


### 111 - Fresenius Kabi

Else-Kroener-Str. 1  
61352 Bad Homburg,  
Germany

Contact: -  
T: +49 6172 6860  
E: [communication@fresenius-kabi.com](mailto:communication@fresenius-kabi.com)  
W: <https://www.fresenius-kabi.com>

Fresenius Kabi is a global healthcare company that specializes in lifesaving medicines and technologies for infusion, transfusion and clinical nutrition. The products and services are used to help care for critically and chronically ill patients. The company's portfolio comprises I.V. generic drugs, infusion therapies and clinical nutrition products as well as related medical devices. Within transfusion technologies, Fresenius Kabi offers products for collection and processing of blood components and for therapeutic treatment of patient blood by apheresis systems.





### 342 - Fujirebio Inc.

2-1-1, Nishishinjuku,  
Shinjuku-ku, Tokyo  
Japan

Contact: Osamu Tamura

T: +81 3 6279 0801

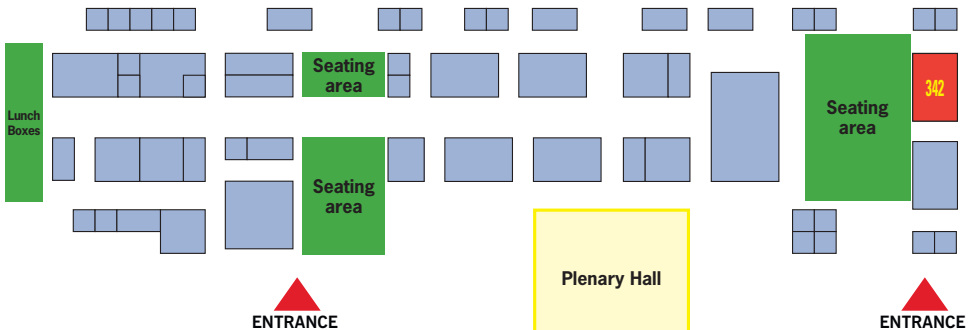
E: [osamu.tamura@miraca.com](mailto:osamu.tamura@miraca.com)

W: <http://www.fujirebio.co.jp/english/index.html>

In 1950, Fujirebio Inc. was established in Japan. Subsequently, Fujirebio became a global life science company, we now supply diagnostic products to more than 100 countries worldwide.

Fujirebio, a leader in the field of immunoassay, developed first fully automated high sensitivity Chemiluminescent Enzyme Immunoassay analyzer onto the market in 1992.

LUMIPULSE G1200, L2400, Presto and G600 have been installed more than 1,300 units in Japan. We are developing immunoassay test kits for those automated systems including reagents for infectious diseases, tumour markers, and various kinds of hormone and lifestyle-related disease, which meet high clinical needs. Fujirebio has launched LUMIPULSE G series in Europe, Korea, Taiwan, China, China and USA market, which have been installed more than 370 units.

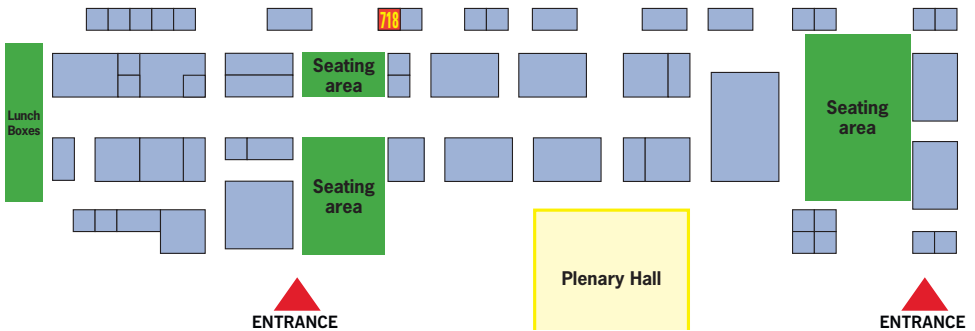


### 718 - Gamma Service Medical GmbH

Bautzner Str. 67  
04347, Leipzig  
Germany

Contact: Hans-Joachim Katzmann  
T: +49 341 463 72 800  
E: [contact@gamma-medical.de](mailto:contact@gamma-medical.de)  
W: [www.gamma-medical.de](http://www.gamma-medical.de)

Gamma-Service Medical GmbH is a global acting medical technology company in the field of isotope technology. We are manufacturer of equipment like self-contained gamma irradiation devices BIOBEAM GM for blood irradiation and units for irradiation of cells or animals in research. Our quality management system is certified according to EN ISO 13485:2012 + AC:2012.

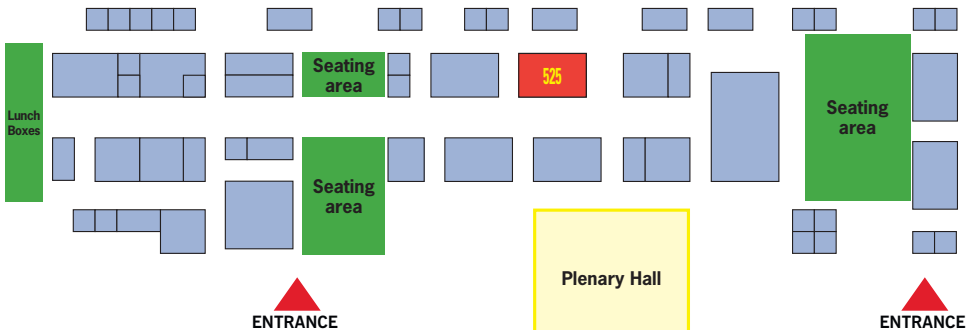


## 525 - Grifols

Unit 1538-1539, 15F, China World Tower 3  
No.1 Jianguomenwai Ave., Chaoyang District  
Beijing

Contact: Jenny Jia  
T: +8618600670766  
E: [zhirong.jia@grifols.com](mailto:zhirong.jia@grifols.com)  
W: <https://www.grifols.com>

An experienced and trusted partner, Grifols advances patient care with innovative diagnostic solutions that improve disease detection and management and simplify laboratory operations. Today, we empower customers with diagnostic products that span the healthcare continuum – from prevention, screening, diagnosis, and prognosis to disease and treatment monitoring. Our comprehensive transfusion medicine portfolio is designed to support safety from donation through transfusion. We also offer a growing portfolio of specialized clinical diagnostics designed to detect and monitor treatment of infectious, autoimmune, and neurodegenerative diseases

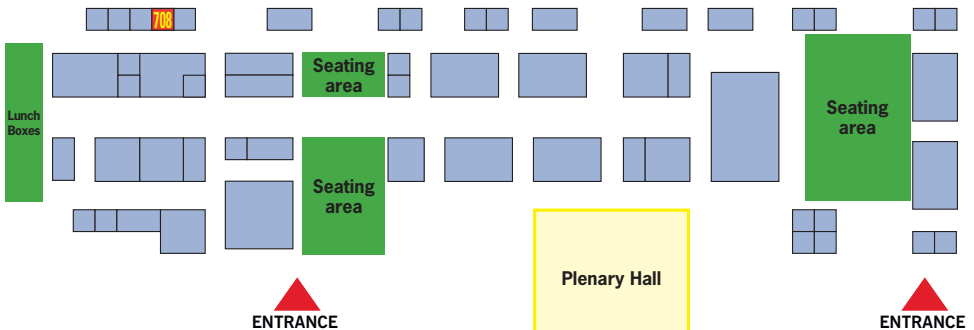


**708 - Guangdong Maike Medical Technology Corp., LTD.**

8/F, Auxiliary Building of Originality Building B1, No. 162 Science Avenue  
 Luogang District, Guangzhou, PRC 510663  
 China

Contact: Michel Hu  
 T: +0086 13332800066  
 E: hufeng@gdmk.cn  
 W: <http://www.gdmk.cn/>

Guangdong Maike Medical Technology Corp., LTD. was founded in 1998 and based in Guangzhou. We focus on providing advanced medical software and medical equipment to medical and health institutions for nearly 20 years. We've committed to provide solutions for the blood data cloud platform, hospital informatization, medical health cloud platform of the state, enterprises and institutions. We are the national top three manufacturers who has the 40% share in Guangdong area in the aspect of blood safety management technology and we are moving towards the international market. Maike has formed the development mode of science, technology and industry. We built the international first-class level of an industry-university-research cooperation team and committed to the development of health services and applications in the areas of science and technology.

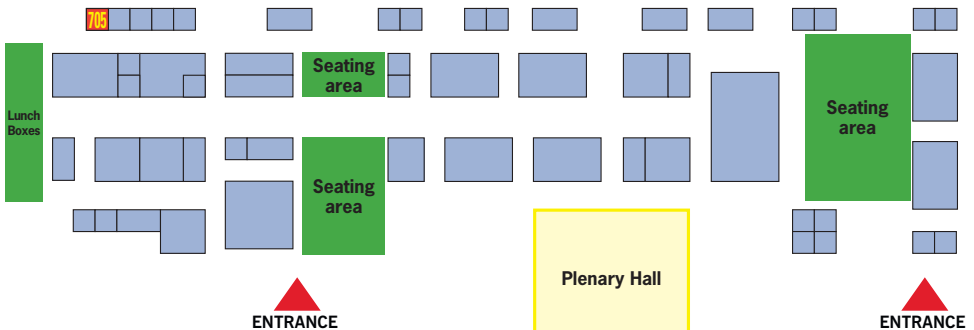


## 705 - Guangzhou Improve Medical Instruments Co., Ltd.

No. 102, Kaiyuan Avenue, Science City,  
Guangzhou Economic & Technological Development District, Guangzhou  
China

Contact: Tonny Wu  
T: +86 13928996340  
E: 13928996340@163.com  
W: www.improve-med.com

IMPROVE was established in 1996 and became a public company in China GEM since 2009. Till now we have 19 subsidiaries + 2 oversea REP offices, products and services covering clinical laboratory specimen processing, clinical laboratory diagnosis, medical imaging diagnosis, clinical nursing & anesthesia, healthcare management, digital hospital solution. We provide products, technologies, services and solutions to almost 100 countries and areas all of the world.

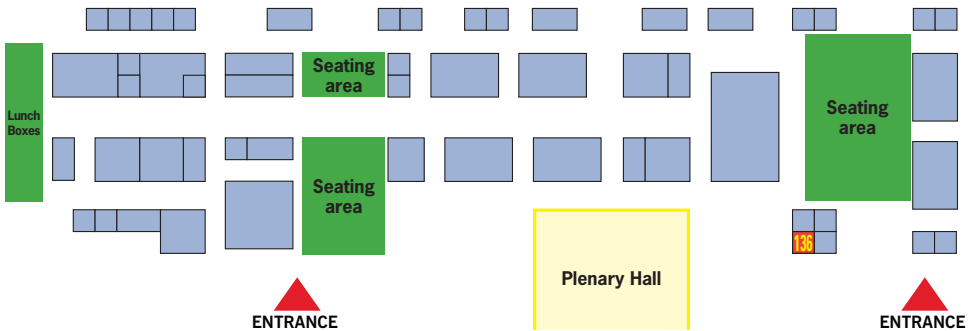


### 136 - Guangzhou jinxuanyin electronic technology development co. LTD

Luogang district east street pen 39 post road 12 # 3 on the second floor  
Guangzhou  
China

Contact: Miss Qiu  
T: 13928733908  
E: 350150353@qq.com  
W: www.jxy88888.com

Guangzhou Jin Xuan Yin reflected electronic technology development co., LTD is one specialized is engaged in the high-tech medical equipment research and development, production, sales and service enterprises, with advanced technology and talent, actively research and development, production suitable for blood center, central blood stations, hospitals, blood Banks in our country and other units as the main channel of the digital temperature thaw box, digital constant temperature preservation box, blood platelet swing, medical freezer, cooler, medical cryogenic tank, cryogenic refrigeration storage box, blood frozen box and blood work station of low temperature plasma, blood filter white cabinets in low temperature.

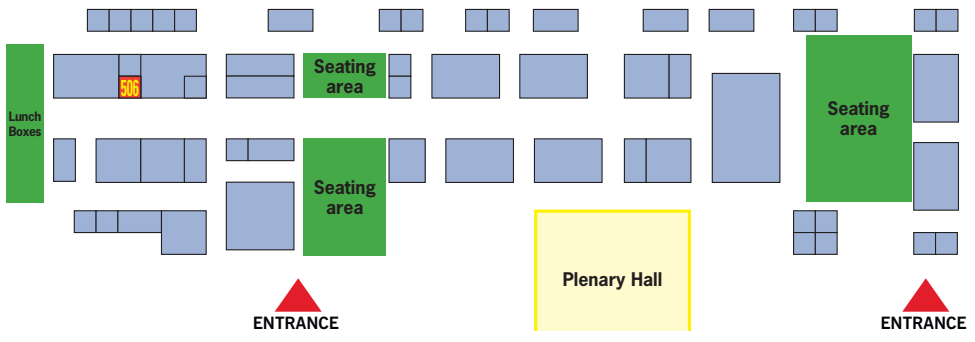


**506 - GUANGZHOU SUNO BIOTECH Co., Ltd.**

Room 1403 No.57, Zhong Shan Yi Road, Yuexiu District,  
 Guangzhou City, Guangdong Province  
 China

Contact: Anne  
 T: 0086-2087659826  
 E: sunobio@163.com  
 W: sunobio.com

As the first manufacturer of ULT Robots applied to blood center access manager , SUNO owns independent intellectual property, and has developed a fully consummate system including research, production, and after-sales service. The ULT robots can be applied to automatic storage and low-temperature transport of frozen plasma, red blood cells, blood samples, reagents, and biospecimens.

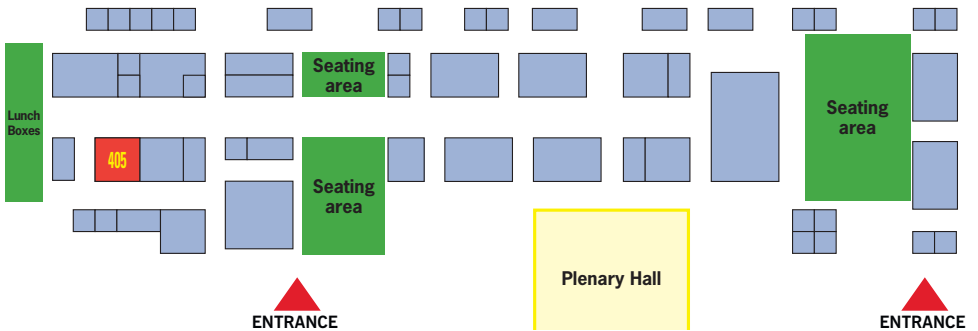


## 405 - Haemonetics

Haemonetics Corporation, 400 Wood Road  
Braintree, MA  
United States of America

Contact: Ian Wahyu Ananto  
T: 1-781-848-7100 (USA)  
+852-2868-9218 (Hong Kong SAR, China)  
+86-21-5389-5200 (Shanghai)  
E: [i.ananto@haemonetics.com](mailto:i.ananto@haemonetics.com)  
W: <https://www.haemonetics.com>

Haemonetics (NYSE: HAE) is a global healthcare company dedicated to providing a suite of innovative hematology products and solutions for customers, to help them improve patient care and reduce the cost of healthcare. Our technology addresses important medical markets: blood and plasma component collection, the surgical suite, and hospital transfusion services. To learn more about Haemonetics, visit [www.haemonetics.com](http://www.haemonetics.com).



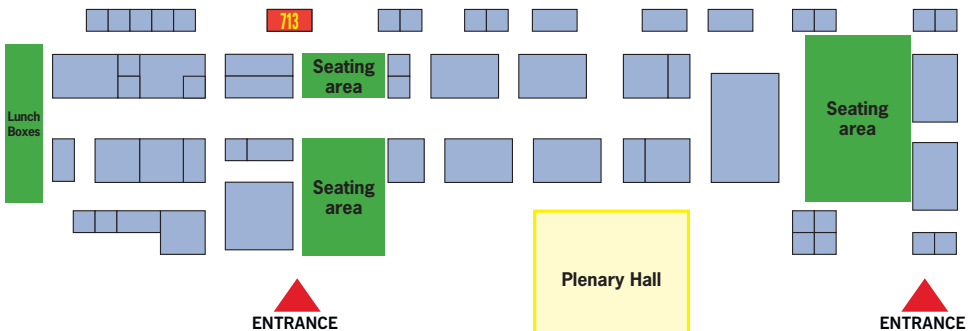


## 713 - HemoCue AB

Box 1204  
SE-262 23 Ängelholm  
Sweden

Contact: Pia Åberg,  
T: +46 431 481200  
E: pia.aberg@hemocue.se / info@hemocue.se  
W: <https://www.hemocue.com>

HemoCue is a global leader in a field of diagnostics known as near patient, or point-of-care, testing. In 1982, HemoCue AB, based in Ängelholm, Sweden, introduced the first system making accurate hemoglobin testing possible in near-patient settings. Since then, more than 400,000 HemoCue systems have been sold worldwide. The company also offers point-of-care tests for glucose, urine albumin, HbA1c, total and differential white blood cell count. HemoCue subsidiaries, franchises, and third-party distributors generate revenue in more than 130 countries worldwide. Since April 2013 HemoCue is part of the Radiometer Group. Additional company information is available at [hemocue.com](http://hemocue.com).

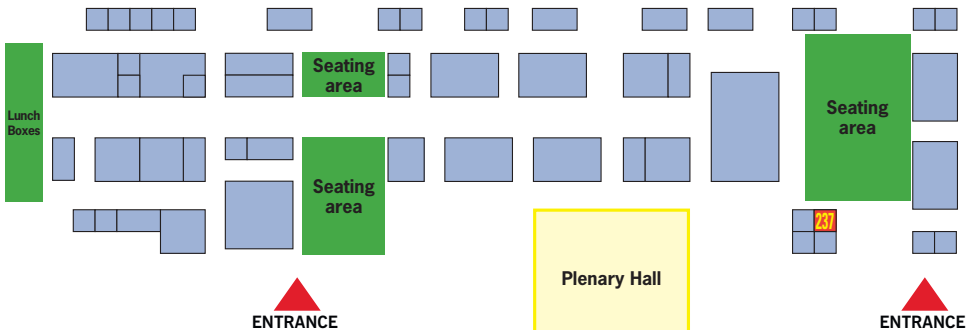


### 237 - Hydrex Technologies

ul. Zana 4,  
04-313 Warszawa  
Poland

Contact: Michal Jasinski  
T: + 48226731360  
E: info@hydrex.pl  
W: <https://www.hydrex.pl>

Hydrex Diagnostics is a manufacturer of seroplates also known as nacryls plates used in manual blood group determination. Manual blood grouping is a very cost effective method and it is highly recommended for markets where cost is a key factor. Hydrex is also a manufacturer of rapid tests that you can do at home like cholesterol test, Helicobacter Pylori, FOB, DOA, pregnancy and ovulation tests.

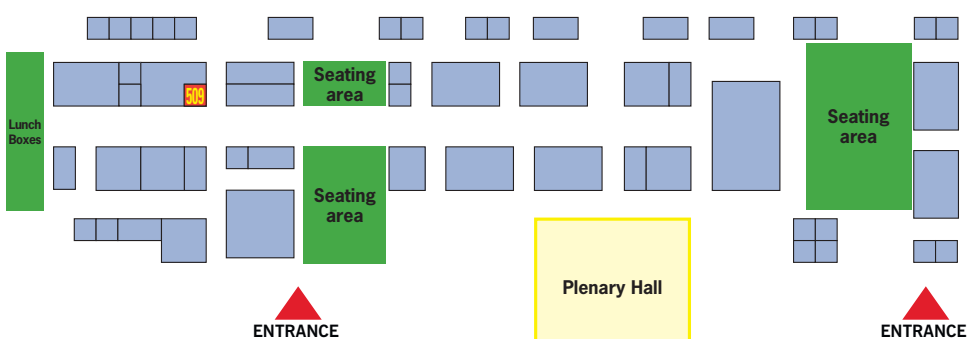


## 509 - ICCBBA

P.O. Box 11309  
 San Bernardino, CA 92423,  
 United States of America

Contact: Matt Delgado  
 T: +1 909 793-6516  
 E: [iccbba@iccbba.org](mailto:iccbba@iccbba.org)  
 W: <https://www.iccbba.org>

ICCBBA is the not-for-profit, nongovernmental international standards organization in official relations with the World Health Organization responsible for the management and development of the ISBT 128 Standard. Used in more than 85 countries across six continents and disparate health care systems, ISBT 128 is the global standard for the terminology, identification, coding, and labeling of medical products of human origin including blood, cell, tissue, milk, and organ products. The Standard has been designed to ensure the highest levels of accuracy, safety, and efficiency for the benefit of donors and patients worldwide.

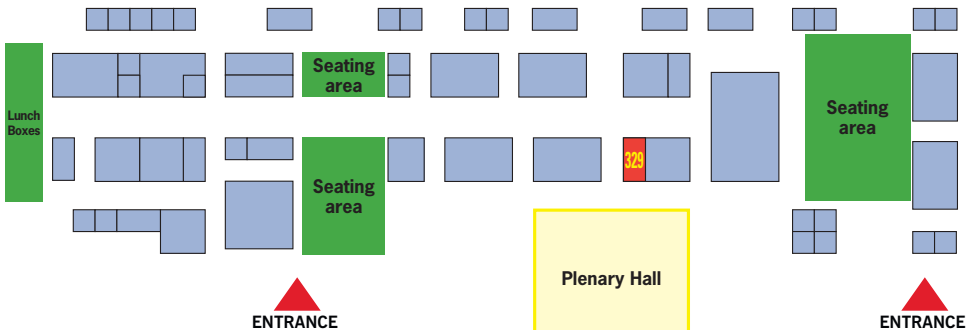


### 329 - Immucor Inc.

Immucor Inc. 3130 Gateway Drive,  
30071 Norcross GA,  
United States of America

Contact: Catherine Panayotou  
T: +33 6 86 28 91 03  
E: [cpanayotou@immucor.com](mailto:cpanayotou@immucor.com)  
W: <https://www.immucor.com>

Founded in 1982, Immucor is a global leader of transfusion and transplantation diagnostics. For transfusions, Immucor offers the broadest line of serological products, including traditional and unique specialty reagents, Capture® technology, and Scalable Solutions for automating immunohematology testing. Our BioArray/PreciseType molecular immunohematology assays provide state-of-the-art technology for pre-transfusion compatibility testing. For transplants, our LIFECODES products bring a market-leading position in HLA testing for donor-patient compatibility. We are leading the way in posttransplant monitoring with our innovative kSORT assay for kidneys. Finally, our specialty diagnostic solutions for platelet transfusion testing and hemostasis provide important diagnostic information for today's modern laboratories.

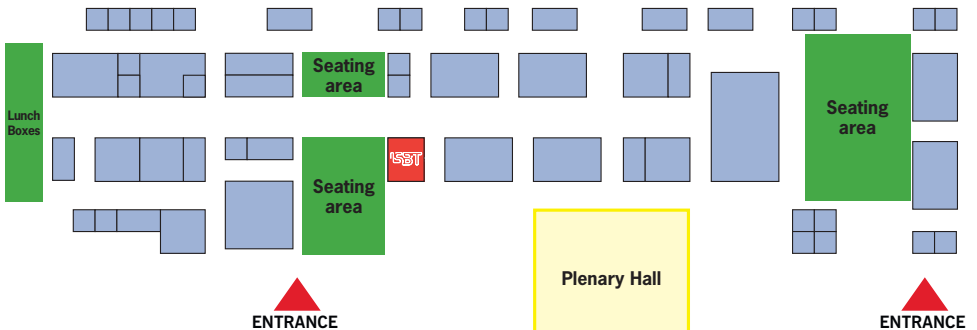


### 319 - ISBT

Marnixstraat 317  
1016 TB Amsterdam,  
The Netherlands

Contact: Judith Chapman  
T: +31 20 7601 760  
E: [office@isbtweb.org](mailto:office@isbtweb.org)  
W: [www.isbtweb.org](http://www.isbtweb.org)

ISBT is the host society of this congress. The International Society of Blood Transfusion has members from over 100 countries and aims to enable members to share knowledge to enhance transfusion practice worldwide. At the ISBT booth you can meet the staff, find out more about the society, become a member, and get more information about the ePortal, Forum or the App. Take advantage of a photo opportunity in front of the Guangzhou graphic. Information on the upcoming congress in 2018 in Toronto will be available on the booth.

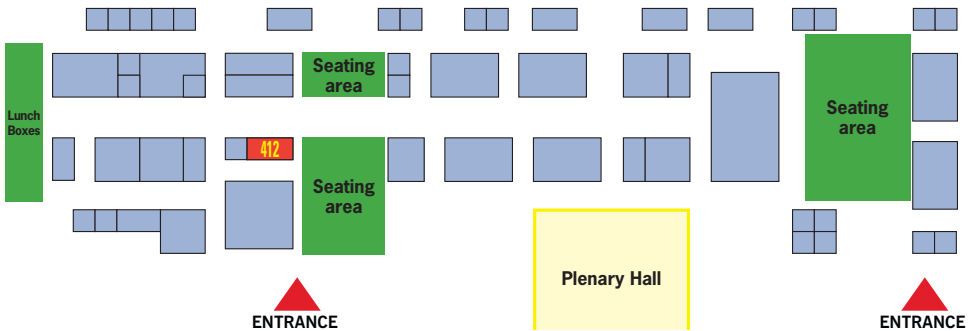


**412 - Jiaxing Tianhe Pharmaceutical Co., Ltd.**

Zhongfa Foreign Trade Industrial Zone, Fengqiao Town, Nanhu District,  
314008, Jiaxing, Zhejiang,  
China

Contact: Sandy Wu  
T: +86 573 82618903  
E: jingru@jxtianhe.com  
W: <https://www.jxtianhe.com>

Tianhe produces a wide range of disposable plastic systems for blood transfusion. Established in China since 2004, it is working now on an average annual production capacity of 10 million systems. Tianhe is GMP, CE, ISO9001:2008, ISO13485:2012 certified. Main products are standard and top & bottom blood bags, leukocyte reduction filters, cord blood bags and animal blood bags together with other specialties. Tianhe is exporting to more than 30 countries with its own brand and OEM brands like South Europe, East Europe, CIS Market, Middle East, Western Asia, Southeast Asia, Central America, South America and Africa, etc.



**206 - JMSS**

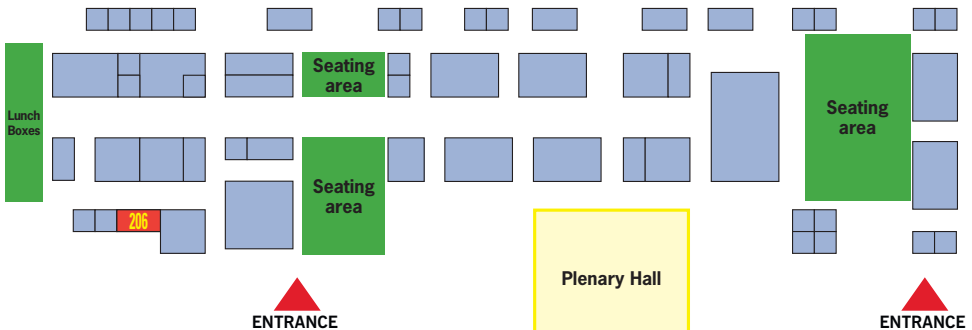
440 Ang Mo Kio Industrial Park 1  
 Singapore 569620  
 Singapore

Contact: Pauline Toh  
 T: +65 64571144  
 E: paulinetoh@jmss.com.sg  
 W: www.jmss.com.sg

As a world leading manufacturer and supplier of medical disposables, we offer a comprehensive range of high quality products for Infusion and Transfusion Therapy, Dialysis, Blood Banking and Medical Equipment.

Certified under EN ISO 13485 Quality System, we operate under highly efficient manufacturing processes and is subjected to stringent quality control at all manufacturing stages to ensure conformance to product specifications, safety and regulatory standards before distribution to global medical facilities.

With the state of the art research and development facilities, we strive to improve our customers' quality of life by offering unique, innovative products and solutions to meet the diversifying needs of the healthcare market.

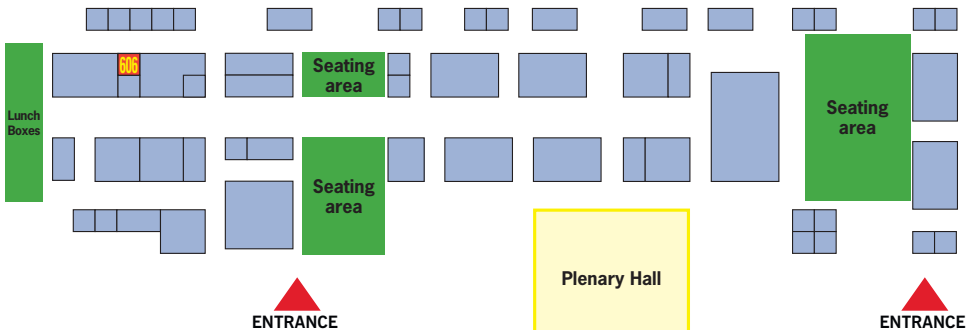


**606 – KELENG**

2nd floor,Block E-3 Huaqiaocheng(OCT) Nanshan District,  
Shenzhen Guangdong  
China

Contact: Chao Yang  
T: +13823671387  
E: lihg@szice.com  
W: <http://www.keleng.com>

Shenzhen Keleng Commercial Equipment Co.,Ltd is a national high-tech enterprise, which was found in 1995. In recent years, the company focused on the development of automatic cold storage, “intelligent blood supply system” is one of the successful products. The product won many national patents, and was selected as the list of government procurement projects of Guangdong provincial science and technology department in 2015.



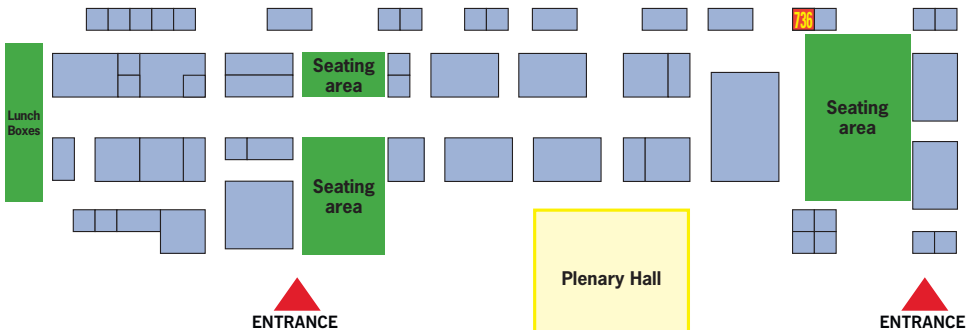


## 736 - Kubota Corporation

No.29-9 Hongo 3-chome, Bunkyo-ku,  
113-0033, Tokyo  
Japan

Contact: Kimio Ishikawa  
T: +81 3 3815 1331  
E: kbqu901151@kubotacorp.co.jp  
W: <http://www.centrifuge.jp/>

KUBOTA is a leading laboratory centrifuge manufacturing company in Japan since 1920.

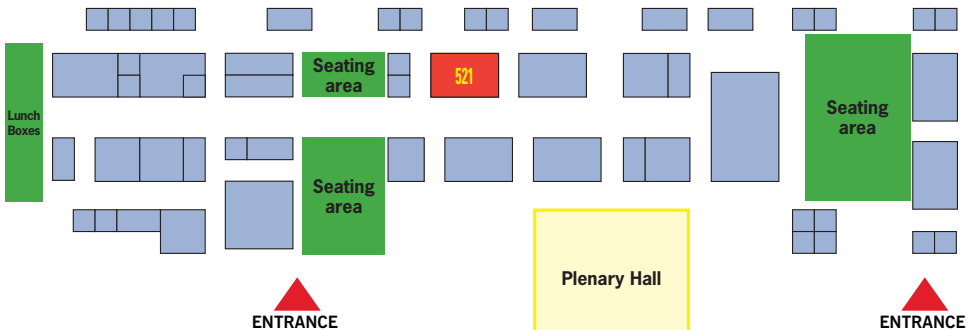


## 521 - Lmb Technologie GmbH

Möslstrasse 17  
85445, Schwaig  
Germany

Contact: Mr. Klaus Jentsch  
T: +49 8122 880 96 0  
E: [info@lmb.de](mailto:info@lmb.de)  
W: <https://www.lmb.de>

LMB is a German manufacturer, specialized in Blood Bank Solutions over 35 years. DONATION, SEPARATION, STORAGE and TRANSPORT functions are fully covered with LMB own products. LMB is actively represented in 60 countries worldwide by its distributors and guarantees worldwide service. Blood Safety is the motto of LMB all around the world. LMB newest product, Filtramatic has been just launched for leuko-depletion tractability, which guarantees you leuko-reduction process documentation and make data storage of leuko-depletion for hemovigilance. It closes the gap of missing of the traceability of Blood treatment. Enjoy a warm welcome at Lmb's booth.



## 611 - Macopharma

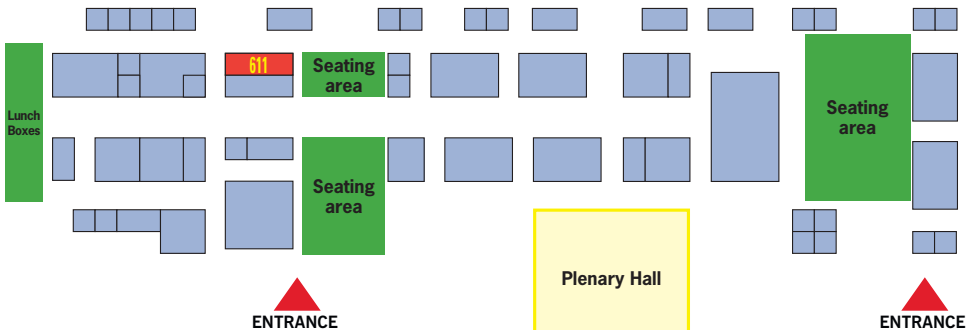
200 Chaussée Fernand Forest  
FR-59200 TOURCOING  
France

Contact: Veronique Lutun  
T: + 33 320 11 84 00  
E: [contact@macopharma.com](mailto:contact@macopharma.com)  
W: <https://www.macopharma.com>

Macopharma is a leading company in blood transfusion. Thanks to its extensive experience, Macopharma offers products and services to collect, process and distribute blood components that meet high safety and quality standards for patient transfusion.

Investments in research and development as well as partnerships with blood centers, universities and biotechnology companies enable Macopharma to design the best solutions to help its customers to meet their goals in blood supply.

With worldwide presence in nearly 100 countries, Macopharma aims at offering innovative solutions and quality products to optimise therapeutic practices and make them safer.

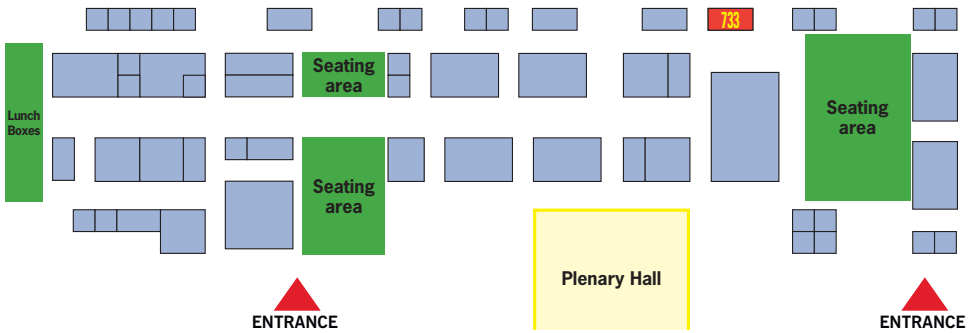


### 733 - MAK System

35 Square de Meeus,  
1000 Brussels,  
Belgium

Contact: Clement Glinkowski  
T: +33.1.48.63.27.27  
E: c.glinkowski@mak-system.net  
W: <http://www.mak-system.com/>

MAK-SYSTEM International Group is a leading provider of innovative healthcare software solutions used in more than 65 countries. Our software runs in centers collecting from 1,000 to 7 million donations per year. Our off-the-shelf software provides to Blood Banks, Hospital Transfusion Services and Cell Therapy Facilities the highest functionality and technology on the market. As a modular solution, you can extend your services to Hospitals, Donors and/or Patients. Our experience in managing small, medium and large size projects is unique as well as our commitment to successfully implement our software. We are delighted to welcome you at our booth to demonstrate on the spot how our software can best serve the needs of your organization.

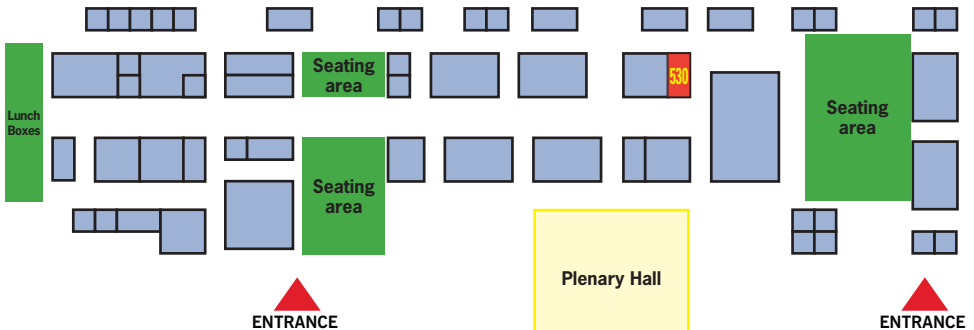


### 530 - Nanjing Shuangwei Biotechnology Co., Ltd

No.1, Gaoke 8 Road, New&High Technology Industry Development Zone,  
Nanjing  
China

Contact: Luis Yin  
T: +86 (0)25 58842973  
E: yin.lu@shuangweibio.com  
W: <https://www.shuangweibio.com>

Since 1993, Nanjing Shuangwei Biotechnology has been specialized in the field of high-tech haematology products and dedicated to reducing risks of blood transfusion with advanced filtration technologies. Our complete range of CE-marked leukocyte reduction filters have been widely used in more than 20 countries and enjoy a good reputation through good quality and after-sales service. As a reliable supplier of high performance in-line filters (soft and hard housing), Shuangwei has established strategic cooperation relationship with many famous blood bag manufacturers around the world. Our platelet pooling system with in-line leukoreduction filters will be used by more and more blood centres soon.

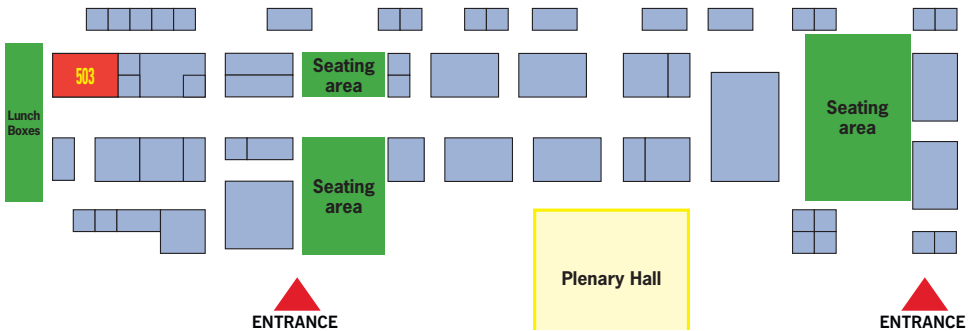


**503 - PerkinElmer Shanghai Haoyuan Biotech Co., Ltd.**

Building 2, Lane 2933, Huqingping Road  
 Qingpu District, 201703, Shanghai  
 China

Contact: Hua Liming  
 T: +86-18621055695 / +86-21-59755611  
 E: li-ming.hua@perkinelmer.com  
 W: <https://www.haoyuansh.com/>

Shanghai Haoyuan Biotech Co., Ltd is one of the subsidiaries of PerkinElmer Inc. Haoyuan focuses on the field of in vitro diagnosis especially in Blood NAT Screening. For now, there are more than 120 blood banks in China using Haoyuan Blood NAT Screening System. In the future, Haoyuan will try their best for the better specification and quality.

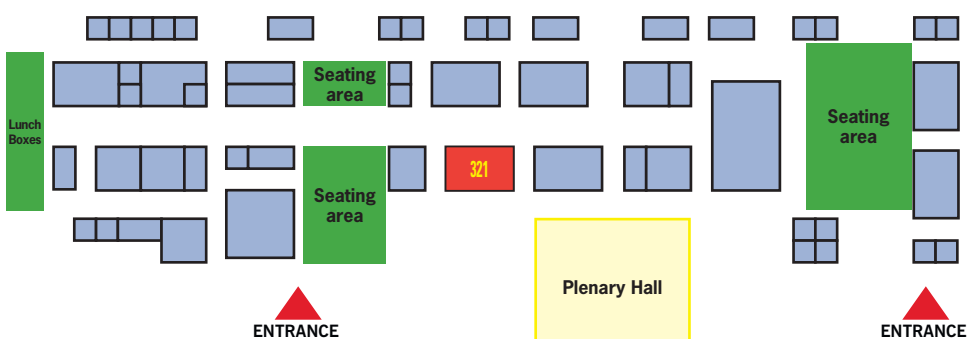


### 321 - Roche Diagnostics

8/F, Building 2, The Hub, No.900, Shen Chang Road  
Shanghai 200335  
China

T: +86 21 3397 1000  
W: <http://www.roche.com/>

We have been committed to improving lives since the company was founded in 1896 in Basel, Switzerland. Today, Roche creates innovative medicines and diagnostic tests that help millions of patients globally. Our purpose: doing now what patients need next.

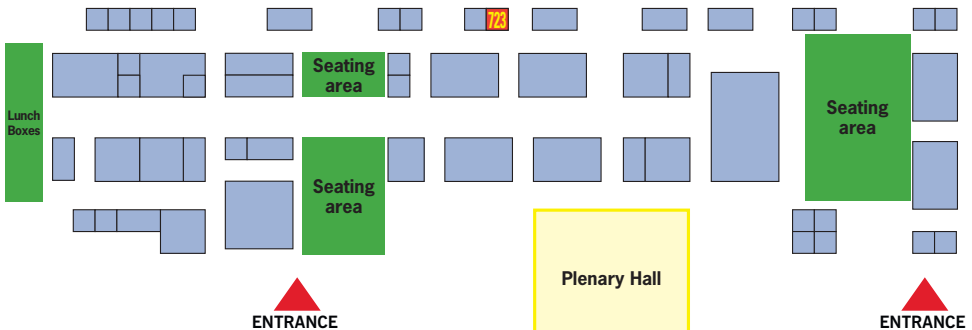


**723 – Safetran**

3F., No. 1, Alley 16, Lane 120, Lide Road, Beitou Dist.,  
 Taipei City, 11259  
 Taiwan, China

Contact: Joy Chuang  
 T: +886 2 2891 8099  
 E: office@safetran.com.tw  
 W: https://www.safetran.com.tw

Safetran, a professional hematology therapy platform and service provider, is committed to be a first-class provider of safe and high quality transfusion products. Saferan strives to optimize blood transfusion quality, enhance safety and reduce side effects by supplying high quality products and services built on the most secure transfusion platform. Safetran provides a range of state-of-the-art products for transfusion, such as leukocyte-reduction filter sets, blood components apheresis, and plasma collection for fractionation industry. Safetran also has penetrated into regenerated medicine by Phoenix PRP system which is a most advance and accurate PRP prepare system since 2015. Phoenix autologous PRP (Platelet Rich Plasma) collection system has earned good response from market.





### 307 - Shanghai Kehua Bio-engineering Co., Ltd (KHB)

1189 North Qinzhou Road, Shanghai 200233,P.R.China

Contact: jiafei.lu

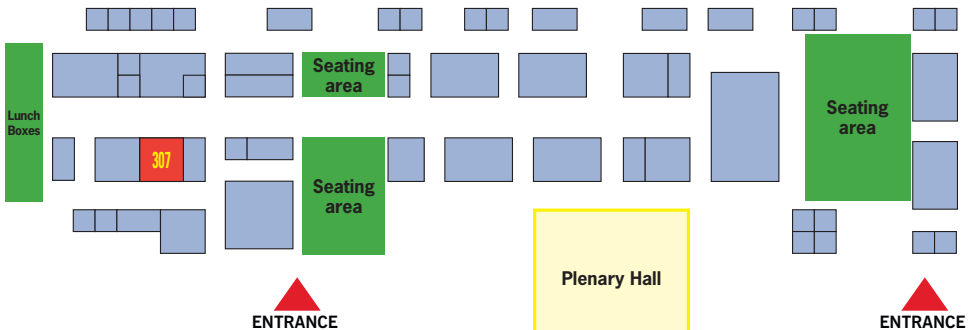
T: 13370220236

E: 491063989@qq.com

W: <http://www.skhb.com/cn/>

Shanghai Kehua Bio-engineering Co., Ltd (KHB) was founded in 1981, focusing on the IVD business. In July 2004, KHB was listed on the Shen Zhen Stock Exchange and is now one of the largest developers, manufacturers, and marketers of in vitro diagnostic products in China. We offer products primarily in two business segments: Diagnostic Reagents and Diagnostic Laboratory Instruments.

Through our innovation center and post-doctoral workstation, along with excellent R&D professionals and talents, we have built a world-class R&D platform. We have successfully broadened our market reach by introducing more advanced products and new product lines that address different end-user segments. To date, KHB has obtained registration certificates (SFDA) for 100-plus products and 69 have been CE-marked.

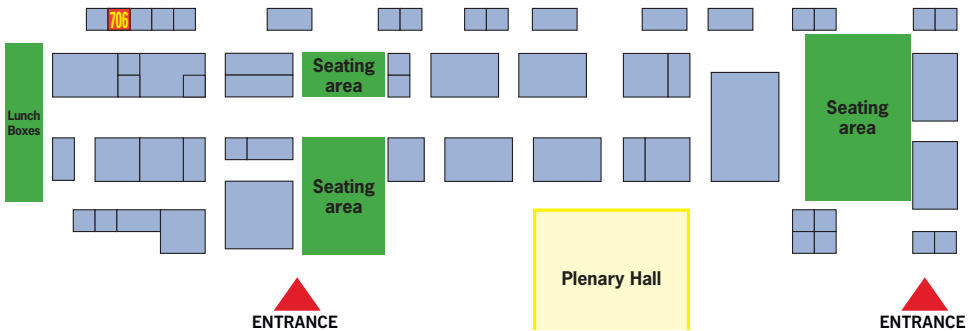


**706 - Shanghai Transfusion Technology Co., Ltd.**

No.500 Youdong Road, Minhang District,  
201199, Shanghai  
China

Contact: Ms. Betty Yang  
T: 0086-21-5488 4866  
E: yangyingyi@fosunpharma.com  
W: www.sttech.net

Shanghai Transfusion Technology Co., Ltd. (STT), a high-tech manufacturer specialized in transfusion disposable, is the first domestic company that manufactured the disposable plastic blood bag, blood bag with integrated leukocyte-reduction filter system, and virus inactivation blood bag system. STT is the host and major drafter for national and industry transfusion disposable standards and has got 15 national invention patents. STT has got Drug GMP Certificate, Medical Device GMP Certificate, ISO9001, ISO13485 and CE certificate. With 50 years history, STT has become the domestic pioneer and leader in the developing and manufacture of disposable products that improve the safety and availability of blood.



### 303 - SHARING

Contact Person: Zhou Qilong

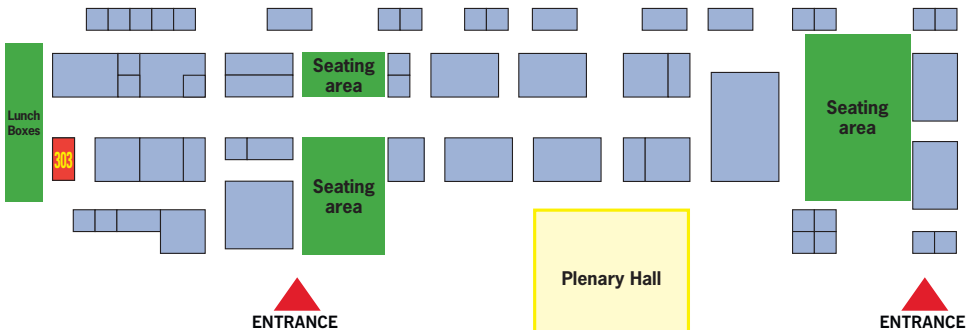
Address: B block 101, Yingdali technology digital park, Futian bonded zone, Shenzhen City

Phone: 13600130840 18902666660

Email: zhouql@sharing8.cn

www.sharing8.cn

SHARING (XUELIANHUA) is an innovative high-tech company devoted to saving lives through the internet. Integrating interactive internet systems like WeChat with public blood donation service, 'Social Blood'Donation Today' application construct a complete socially interactive urban medical blood donation platform. At the moment you need an emergency transfusion, donation and delivery will be fast, convenient, and safe. Already there are 40 key cities using this system lending coverage to more than one hundred million people.

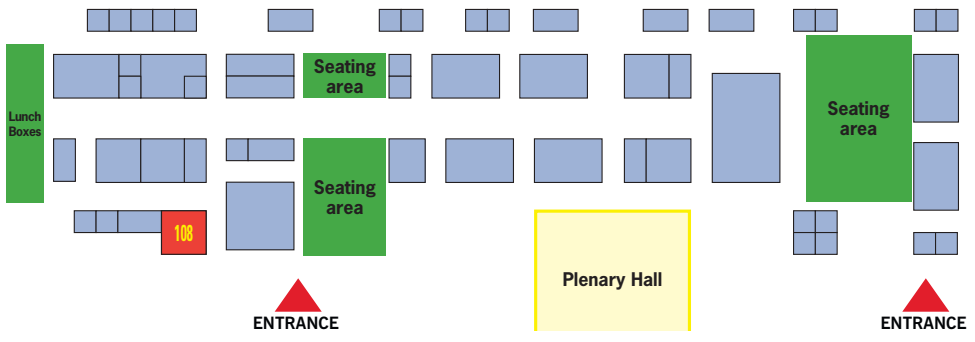


**108 - Shenzhen Mindray BIO-Medical Electronics Co., LTD**

Mindray Building, Keji 12th Road South, High-tech Industrial Park,  
Nanshan, Shenzhen 518057  
China

Contact: Orchid Zhou  
T: +86 (755) 81887195  
E: orchid.xzhou@mindray.com  
W: <https://www.mindray.com>

Provide medical devices and solutions; products of Patient Monitoring & Life Support, In-Vitro Diagnostics, Medical Imaging System.



## 521 - Shenzhen Ponted

F/2, Building 1, South district 2, 51800, Safflower Ridge Industrial Park, Nanshan district, Shenzhen, Guangdong, China.

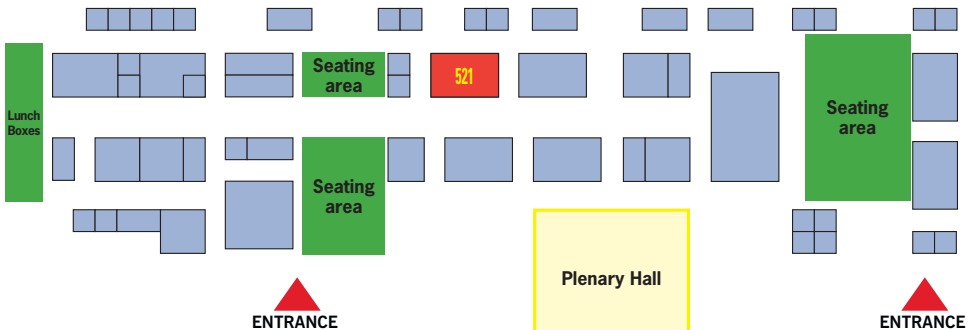
Contact: Zhao Lujin  
 T: +86-0755-2652-1956  
 E: info@ponted.com  
 W: www.ponted.com

PONTEd, focus on the blood bank SEPARATION modernization drive, to realize standardization, automatization, informatization in the blood preparation.

PONTEd was founded in 2003, set research and development production and sales of high-tech enterprises, has a strong after-sales service team that provide perfect support for Blood Bank customers.

PONTEd's enterprise culture: Dedication, Improving, Inner peace, Harmony; Basic on this, to ensuring the blood product is safety and effectiveness.

PONTEd presents full Blood Bank separation and informatization during ISBT-Guangzhou, China. Enjoy a warm welcome at PONTEd 's booth.

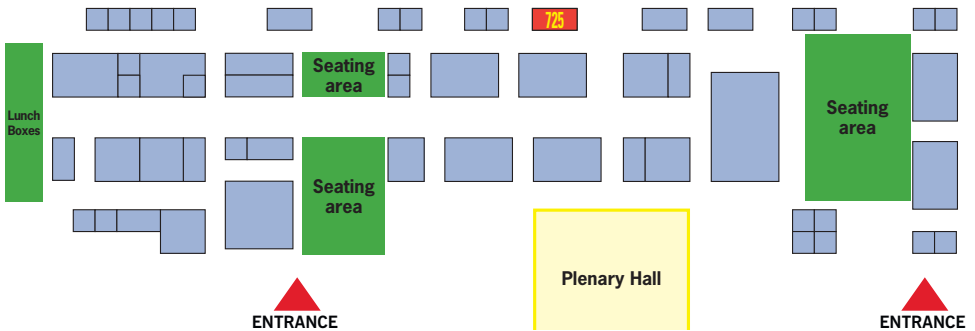


### 725 - Sichuan Nigale Biotechnology Co., Ltd

Rm 901-910, 9/F, Unit 2, Building 1, No. 401 Sheng'an Street, Hi-tech. Dist.  
610041 Chengdu,  
China

Contact: Demi Yang  
T: +86 2 8851 22235  
E: demi@ngl-cn.com  
W: <http://www.ngl-cn.com/>

Nigale is the leading company worldwide specializing in the field of manufacturing plasma/platelet apheresis and blood bag systems. Our total quality management system complies with GMP, ISO13485 and CE. Nigale is dedicated to its clients by providing the state-of-art technologies, products and services in various working environments.



## 411 - Tegent Scientific Ltd.

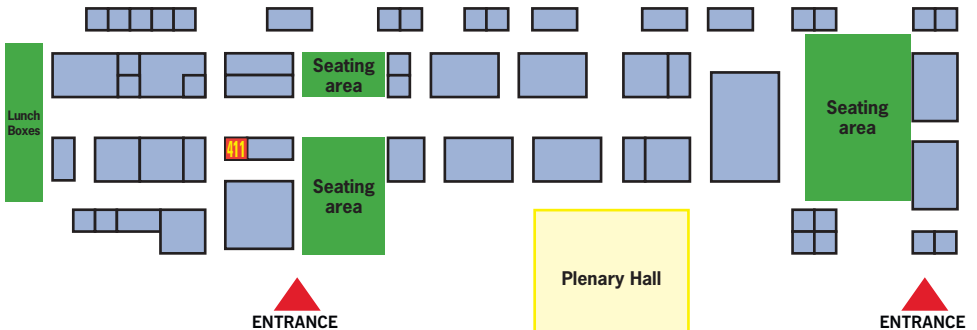
Units 18F, No. 1068 West Beijing Road,  
Shanghai  
China

Contact: Jessica Zhou  
T: +021 5261 0159 \*811  
E: [marketing@tegent.com.cn](mailto:marketing@tegent.com.cn)  
W: <https://www.tegent.com.cn/>

Since 1992, Tegent has been a respectful leader in equipment distribution. We provide and support quality scientific instrument, industrial testing and process equipment to different kinds of customers including universities, research institutes, government organizations, inspection authorities, and industrial companies such as pharmaceutical, petrochemical, food & beverage, electronic and etc.

We have professional and energetic teams to manage products and to offer quality service, bring technology and application to the markets and serve our customers.

We commit to advocate healthy and happiness. We are making a better difference to our world.

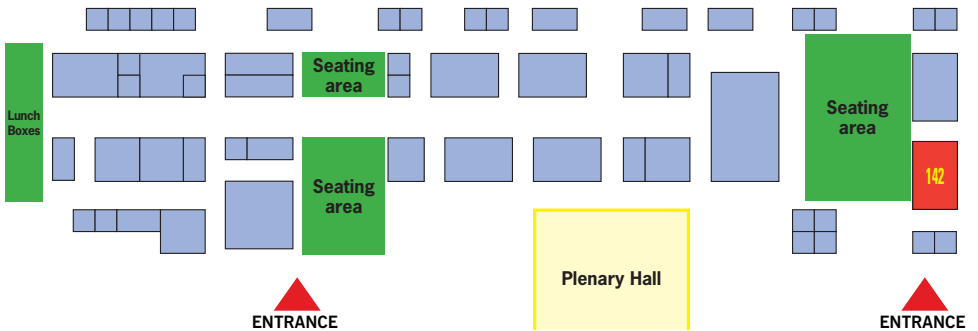


## 142 - Terumo BCT

89 Science Park Drive, #04-25  
The Rutherford, Singapore 118261

Contact: Natasha Ng  
T: +65.6715.3778  
E: [apac.communications@terumobct.com](mailto:apac.communications@terumobct.com)  
W: <https://www.terumobct.com>

Terumo BCT, a global leader in blood component, therapeutic apheresis and cellular technologies, is the only company with the unique combination of apheresis collections, manual and automated whole blood processing and pathogen reduction technologies. We believe in the potential of blood to do even more for patients than it does today. This belief inspires our innovation and strengthens our collaboration with customers.





## 707 - Wuhan Kingmaker Biomedical Co.,Ltd

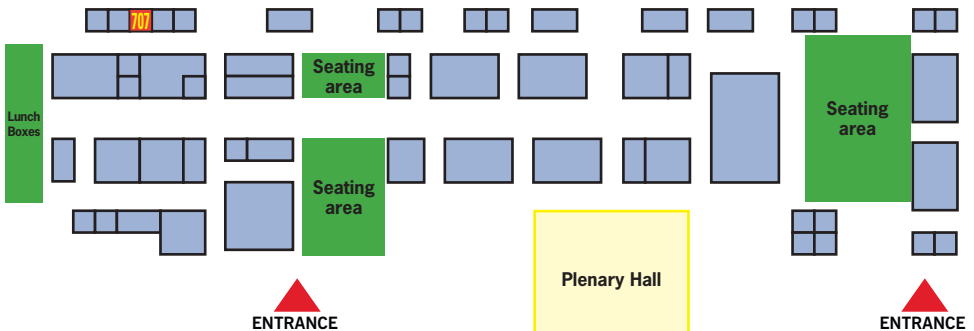
Room 606-607, Yuanyang Bldg, #96 Hongkong Rd.  
Jiang'an Dist., Wuhan, Hubei  
China

Contact: Wang Juhong  
T: +86 18627179837  
E: 2462941171@qq.com  
W: <http://www.biokingmaker.com/>

Wuhan Kingmaker Biomedical Co.,Ltd is specialized in R&D, manufacturing, sales & marketing of those products for blood transfusion.

Our products focus on equipment related to blood sampling use, like donor chair, transistorized tube sealer, blood collector, blood donation recruiting machine, automatic blood component separator health consulting system etc., Meanwhile we agent for some other high-tech products, like Vivolight's projection vein finder. Our target market is all level blood centers, blood banks and hospital blood transfusion dept.

With the mission "Transfer the latest scientific achievements into China blood transfusion", we are committed to delivering most advanced products and services to China's frontline of blood transfusion. And in partnership with our customer as each level blood center, we are devoted to build up recruiting culture to advocate free donation.



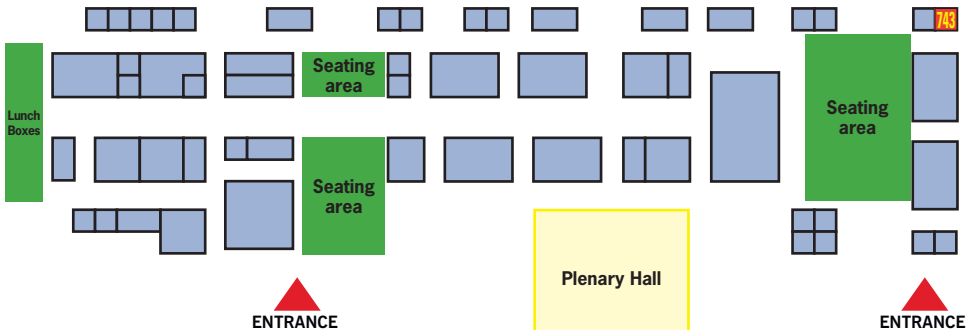
**743 - Zhuhai Livzon Diagnostics Inc.**

No.1, Pingdong No.3 Road, Nanping Science & Technology Industrial Park,  
 Zhuhai, Guangdong,  
 China

Contact: Xue Zheng  
 T: +8618826211634  
 E: [zheng.xue@livzondiagnosics.com](mailto:zheng.xue@livzondiagnosics.com)  
 W: <http://www.livzondiagnosics.com/>

Zhuhai Livzon Diagnostics Inc., founded in 1989, is a subsidiary of Livzon Pharmaceutical Group Inc. (security code in mainland China: 000513 and in HK: 299902) and a high-tech enterprise specializing in the development, production and marketing of In vitro diagnostic (IVD) products. With decades of trials and efforts, Livzon Diagnostics has developed into one of the largest medical testing companies in China.

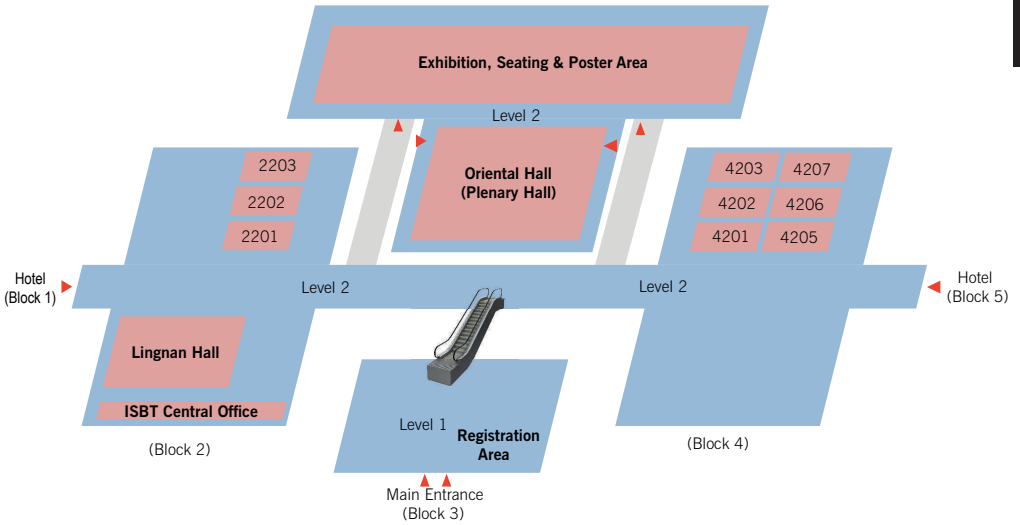
With the motto of “Blood Using Safety Assurance, Life and Health Protection”, Livzon Diagnostics has always been dedicating to the business and development of blood safety testing. Today, Livzon Diagnostics can provide a comprehensive solution for the blood safety screening and blood processing, which contributes to the national cause of blood safety.



# Floor Plan

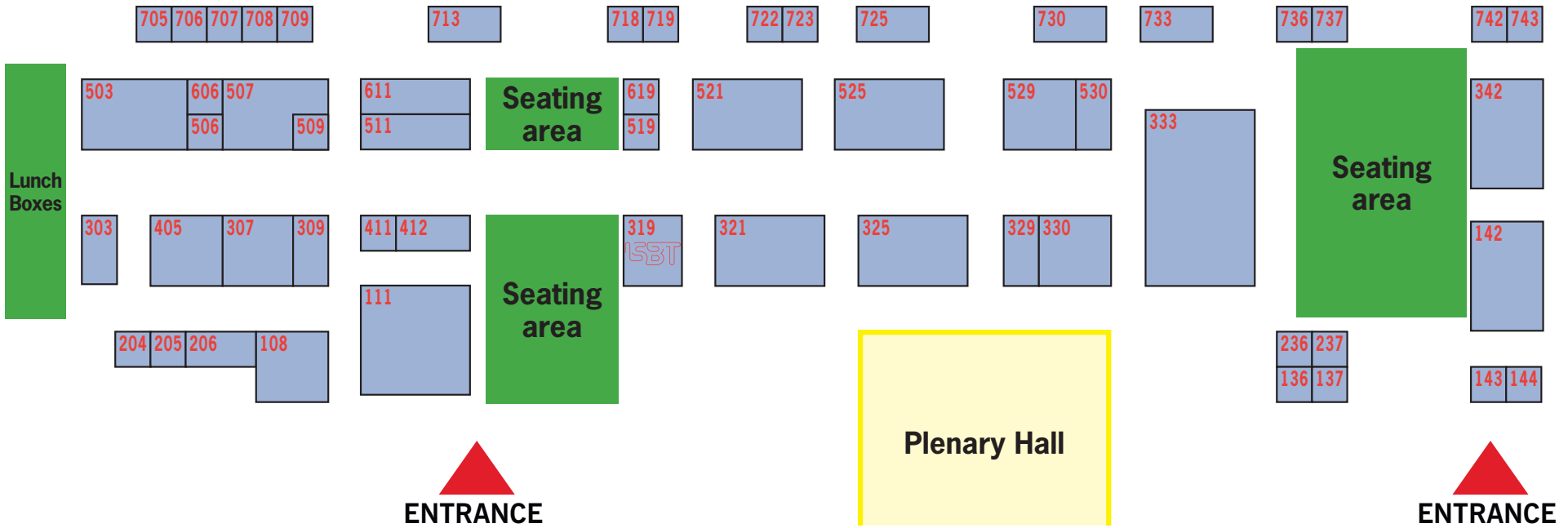


# Floor Plan



## Exhibition Floor Plan

- 325** Abbott  
**204** Aikang Medtech Co., Ltd.  
**137** Anjielun  
**730** Asahi Kasei  
**521** Ashland  
**205** AusBio Laboratories Co., Ltd  
**529** B medical  
**722** Barkey Gmbh & Co Km  
**507** Beijing Wantai Biology  
 Pharmaceutical Industry Limited  
 Company  
**737** Best Theratronics  
**619** bioMerieux  
**333** Bio-Rad  
**144** BMS International Blood Technology  
 group  
**742** Chinese Society of Blood Transfusion  
 & Guangzhou Blood Center  
**719** CLST  
**519** Conroy  
**236** Dakewe  
**143** DAY Medical  
**309** Delcon  
**511** Diagast  
**330** Diasorin SPA  
**111** Fresenius Kabi  
**342** Fujirebio Inc.  
**718** Gamma Service Medical GmbH  
**525** Grifols  
**708** Guangdong Maike Medical  
 Technology Co., Ltd.  
**506** Guangzhou SUNO BIOTECH CO., LTD.
- 405** Haemonetics  
**713** HemoCue AB  
**237** Hydrex Technologies  
**509** ICCBBA  
**329** Immucor Inc.  
**705** Improve  
**319** ISBT  
**412** Jiaxing Tianhe Pharmaceutical Co., Ltd.  
**136** JinXuanYing  
**206** JMSS  
**108** KELENG  
**307** KHB  
**707** Kingmaker Biomedical  
**736** Kubota Corporation  
**743** Livzon Diagnostics  
**521** Lmb Technologie GmbH  
**611** Macopharma  
**733** MAK System  
**530** Nanjing Shuangwei Biotechnology Co., Ltd  
**503** Perkin Elmer Shanghai Haoyuan  
 Biotechnology Limited Company  
**321** Roche  
**723** Safetran  
**706** Shanghai Transfusion Technology Co.,Ltd.  
**303** SHARING  
**108** Shenzhen Mindray BIO-Medical Electronics  
 Co., LTD  
**521** Shenzhen Ponted  
**725** Sichuan Nigale Biotechnology Co., Ltd  
**411** Tegent Scientific Ltd.  
**142** Terumo BCT  
**709** Waltan Medical



ISBT  
GUANGZHOU  
2017

Floor plan



# ADVANCING TRANSFUSION SAFETY

GLOBAL SOLUTIONS. FOCUSED CARE.



Grifols is a global healthcare company with more than 75 years of improving the health and well-being of people around the world. Our transfusion medicine portfolio which includes a range of blood testing, blood typing, and blood collection solutions is designed to support safety from donation through transfusion.

## COMMITTED TO YOUR SUCCESS

Grifols is committed to ongoing delivery of innovative transfusion medicine solutions that help you work efficiently to deliver blood that is safer and more compatible for patients.

Learn more about Grifols at [www.grifols.com](http://www.grifols.com) or [www.diagnostic.grifols.com](http://www.diagnostic.grifols.com).

**Please visit us at Booth 525 for more information on our comprehensive transfusion medicine portfolio.**

### COLLECTION

Blood collection, processing, & preservation



### SCREENING

Infectious disease testing



### TYPING

Compatibility & pretransfusion testing



### TRANSFUSION

Transfusion traceability



## GRIFOLS TRANSFUSION MEDICINE PORTFOLIO

# GRIFOLS

# ISBT TORONTO 2018

35<sup>th</sup> International Congress of the ISBT  
Toronto, Canada

June 2 - 6, 2018



International Society  
of Blood Transfusion

In conjunction with the  
annual conference of the CSTM

